

Monday	grinned	<p>Think about the different characters in the book. Create your own character by drawing them and label them.</p> <p><i>*Challenge: Can you create a rhyme about the character you have created?</i></p>	<p>Looking through the story, can you find any words that have the 'oi' or 'oy' sound in them?</p> <p><i>*Challenge: Can you think of any other words that have these sounds in them? Can you use the correct sound when spelling these words?</i></p>	<p>Have a look at Maths Resource 1 – Fallen Off the Broom (below).</p> <p>You need to fit 10 animals onto your broom, however on your journey, some of the animals have fallen off. How many more animals do you need to add onto your broom to make 10?</p> <p><i>*Challenge: Can you now make the broom equal 20.</i></p>	<p>Think about the witch's broom. If you were going to create your own broom, which materials would you use and why?</p> <p>Consider whether the material would be weatherproof.</p>	<p>Design & Technology Design a new broom that can carry the witch and all of her animal friends. Draw and label your design. Think about what each animal would need.</p> <p><i>*Challenge – Create a 3D model of your broomstick design.</i></p>	<p>Think about the different characters in the book: the witch, cat, dog, bird, frog and dragon.</p> <p>Create a 'frozen shape' for each animal. Think about what shape you would like to make with your body. With your arms and hands. What height would each animal shape be?</p> <p>Now find a way of moving from one 'frozen shape' to another to create a sequence.</p> <p>Movement ideas: Hopping, jumping, Walking, skipping, side stepping.</p>
--------	---------	---	--	--	--	--	--

Tuesday	stormy	<p>The witch was very kind to the animals by letting them on her broom. The animals want to thank her by writing her letter.</p> <p>Choose an animal and write a thank you letter to the witch. What might they want to say?</p> <p><i>*Challenge: After you have written your letter, check it and mark it yourself. Check you have capital letters, full stops, conjunctions and correct letter formation.</i></p>		<p>Have a go at playing Place Value Basketball: https://www.topmarks.co.uk/learning-to-count/place-value-basketball</p> <p>Start with numbers to 19 and challenge yourself when you are ready.</p>	<p>This lesson will work alongside today's PE lesson.</p> <p>Before you start your PE lesson can you make a note about:</p> <ul style="list-style-type: none"> -How your temperature feels: Are you hot, cold or normal? - How your heart rate is: Is it quick, slow, or normal? -How your skin feels: Is it dry, sweaty or normal? -How thirsty you are: Do you need a drink right now, are you ok, are you not thirsty at all.? -How your body feels: Is it full of energy, very tired or feeling normal? <p>After your PE lesson can you make the same notes and compare the difference. Think about why you are experiencing these differences.</p>	<p>Create a Father's Day card or a card for any special person in your life.</p> <p>Think about why they are special to you – you could write this inside your card.</p> <p>Click here for some ideas!</p>	<p>Joe Wickes PE lesson.</p> <p>Google 'Joe Wickes P.E.' and it should take you to his YouTube videos of his daily P.E. lessons.</p> <p>Choose a day and have a go.</p>
---------	--------	--	--	---	--	--	---

Wednesday	shriek	<p>IGGETY, ZIGGETY, ZAGGETY, ZOOM!</p> <p>This was the witches spell that she used to make a new broom.</p> <p>Can you write your own spell? What would happen after you say your spell?</p> <p><i>*Challenge: Can you now re-write the story using your own spell? You could also change the animals.</i></p>	<p>Looking through the story, can you find any words that have the 'ir' or 'ur' sound in them?</p> <p><i>*Challenge: Can you think of any other words that have these sounds in them? Can you use the correct sound when spelling these words?</i></p>	<p>Have a look at Maths Resource 2 Balancing the Broom (below).</p> <p>Each animal is worth an amount.</p> <p>You need to place the animals onto the broom using your addition skills. The animals need to add together to make the same amount as the witch.</p> <p>For example: The witch = 8</p> <p>Which animals would you need to add to the broom to make 8? You can use the same animal or different animals. There are lots of different ways.</p> <p><i>*Challenge: Can you now choose your own value for the witch and work out what animals you need to make that number?</i></p>	<p>Using the creature you have created on SwitchZoo (see creative work for today), can you provide some information about your creature?</p> <p>Are they a carnivore, herbivore or omnivore? Explain why.</p> <p>What habitat would they survive best in? Explain why.</p> <p>Can you suggest any animals they are similar to? Explain why.</p> <p><i>*Challenge: Can you create a lifecycle for them? Use your imagination and knowledge of other animal lifecycles for this.</i></p>	<p>Computing Use Switchzoo to create a new creature (like the 'horrible beast') by combining other animals.</p> <p>What would you call this creature?</p>	<p>Throwing and catching challenge. (You will need 2 or more people).</p> <p>Using a large soft ball (or whatever is available) stand about 4 meters apart. Throw the ball to each other and count how many times you can throw and catch it without dropping it.</p> <p>Make it easier: use a bigger ball or move closer together. You could try rolling the ball along the floor instead of throwing. Make it more of a challenge: move further away from each other.</p>
-----------	--------	--	--	---	--	---	---

Thursday	terrible	<p>The witch put different ingredients into her cauldron before she cast her spell. Can you write list of ingredients for a recipe and some instructions on how to put them together?</p> <p><i>*Challenge: Can you use some different time conjunctions at the start of each instruction? E.g. after, next, first, finally.</i></p> <p>See English Resources – Thursday Recipe sheet below for a template</p>		<p>Have a look at Maths Resource 3 - Cauldron Potions (below).</p> <p>Choose a worksheet:</p> <p><u>10ml</u> Each cauldron shows the measure of potion inside. How much of ‘all things spice’ do you need to add to make it full to 10ml? Colour in and write the number sentence to go with it.</p> <p><i>*Challenge: Give yourself an amount of potion that is between 0 - 20: for example: 13 – how much ‘all things spice’ would you now need to make it up to 20ml? Use your number bonds to help you.</i></p>	<p>The environment and habitat that the witch picks up the animal matches where the animal would naturally live.</p> <p>For example, the witch finds the frog in the pond.</p> <p>Can you think of a different animal that the witch could pick up and draw the setting for the story using the environment/habitat you know they live in?</p> <p>For example, a penguin and Antarctica.</p>	<p>The witch is grateful to the animals for saving her life. Think of things that you are grateful for. How could you say 'thank you' for these?</p> <p>Can you write a list/draw pictures of the things you are grateful for?</p>	<p>Balance challenge Your challenge today is to balance on different parts of your body and hold that shape for at least 3 seconds. Think of different ways of balancing on different parts of your body (1 foot, 2 feet, your tummy, back, hands and feet, etc).</p> <p>What is your most interesting balance? Try to make sure your arms and legs are straight and your fingers/toes are extended/pointed.</p>
----------	----------	---	--	--	--	--	--

Friday	muttered	<p>Now that you have learnt the story, can you retell it to your family using Talk-4- Writing actions that you can remember and expression?</p> <p>Think about the voices of the characters and how the witch would sound different to the frog.</p>	<p>Which common exception words can you find in the story? See a list of the common exception words below.</p> <p><i>*Challenge: Can you use them in sentences of your own?</i></p>	<p>Looking at Maths Resource 4 (below), can you answer the questions? This week's number is: 24</p> <p><i>*Challenge: Can you pick your own number and do it again?</i></p>	<p>Go on a walk and make a note all the animals you can see. How many animals did you see that you have read about in the book?</p> <p><i>*Challenge: Can you write down which animal group they would belong to?</i></p>	<p>Draw or paint a picture of the witch on her broom with all of the other animals. Try and use appropriate colours and make it as interesting as possible.</p>	<p>Yoga – Room on the Broom You Tube.</p> <p>https://www.youtube.com/watch?v=EBez1ZdBv9g (24 mins).</p> <p>https://www.youtube.com/watch?v=uYvAExtJUcY (2 mins)</p>
--------	----------	--	---	--	---	---	---

The image shows a recipe template designed to look like a piece of aged parchment. On the left side, the scroll is rolled up. The main body of the parchment is divided into several sections by vertical lines. The first section on the left is labeled "Recipe for:" and is followed by a vertical line. The second section is labeled "Ingredients:" and is followed by a vertical line. The third section contains seven vertical lines. The fourth section contains a large, empty rectangular box. The fifth section contains five vertical lines. The bottom right corner of the parchment features a star rating system with five yellow stars of varying sizes, arranged in a slightly curved line. The parchment has a light brown, textured appearance with some darker spots and a ragged, torn edge.

Phonics/SPaG Resources

Year 1 Common Exception Words:

the, a, do, to, today, of, said, says, are, were, was, is, his, has, I, you

your, they, be, he, me, she, we, ask, go, so, no, by, my, here, there, where, friend, love, come, some, one, once, school, put, push, pull, full, house, our.

Tricky Words

the, to, I, no, go, into, he, we, me, be, she, was, you, all, my, her, they, are, said, like, do, so, come, some, have, there, one, out, were, little, when, what, oh, Mr, Mrs, called, asked, could, looked, people, their

Maths Resources

Monday – Maths Resource 1- Fallen Off the Broom

LO: I can work out problems using my number bonds to 10.

Task: You need to fit **10** animals on your broom. However, during the journey, some of the animals have fallen off. How many more animals do you need to add back onto the broom to make **10**? Above the dog is the number of animals already on the broom. On the line above the witch, can you write the extra number of animals you need?

2



3



6



10



4



2



Wednesday – Maths Resource 2 - Balancing the Broom

LO: I can use addition to solve a problem.

Balancing the Broom

Each animal is worth an amount. You need to place the animals onto the broom using your addition skills. The animals need to add together to make the same amount as the witch. Which animals would you need to add to the broom? You can use the same animal or different. There are lots of different ways. How many can you find for each question?

Frog = 2
Cat = 4
Bird = 6
Fish = 5
Bat = 7
Dog = 3
Fly = 1
Hamster = 8

For example:

The Witch = 18



You could do:

$$\text{Frog} + \text{Frog} + \text{Fly} + \text{Fish} + \text{Bat} + \text{Fly} = 18$$
$$2 + 2 + 1 + 5 + 7 + 1 = 18$$

Or

$$\text{Bat} + \text{Bat} + \text{Cat} = 18$$
$$7 + 7 + 4 = 18$$

The Witch = 4



The Witch = 9



The Witch = 10



The Witch = 13



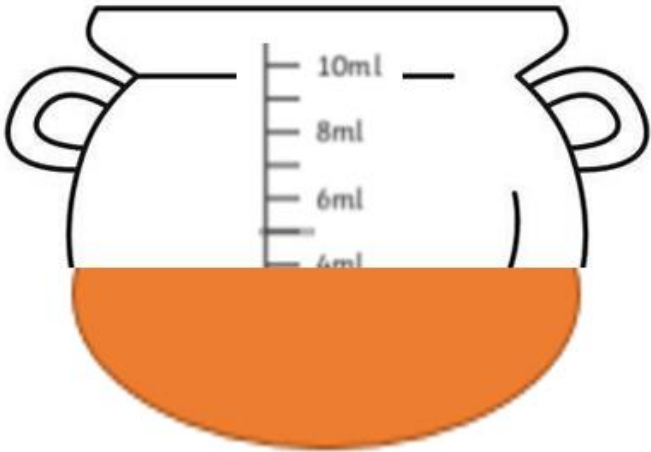
The Witch = 15



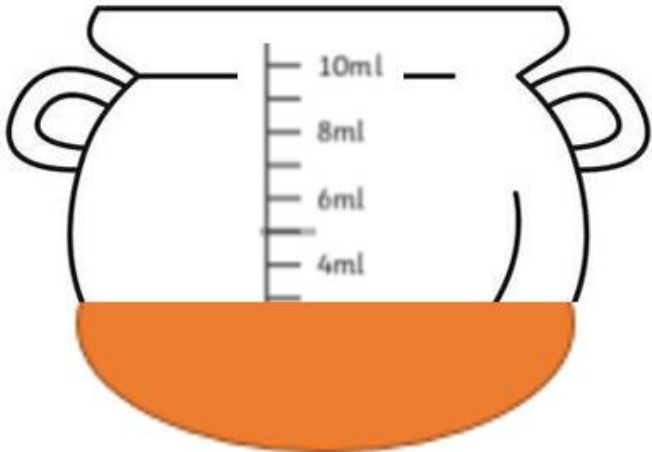
Thursday – Math Resource 3 - Cauldron Potions

LO: I know my number bond to 10 and 20

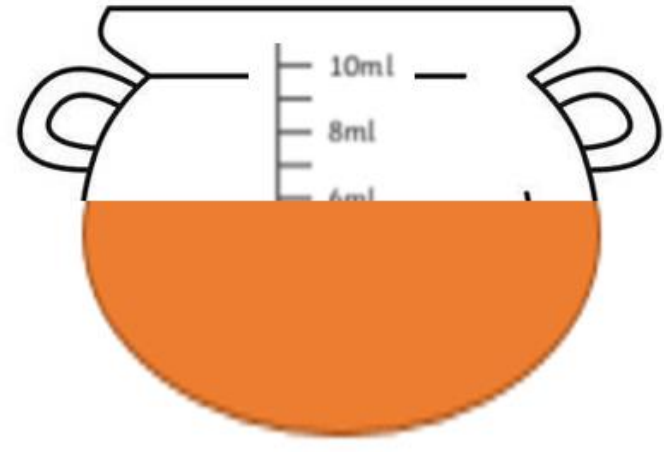
4 ml



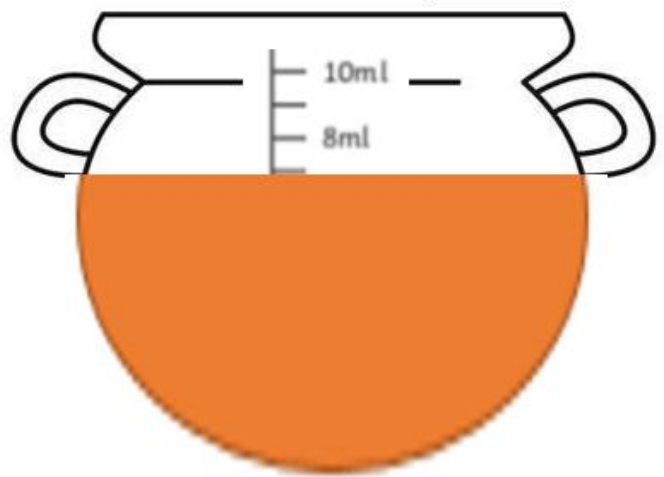
3 ml



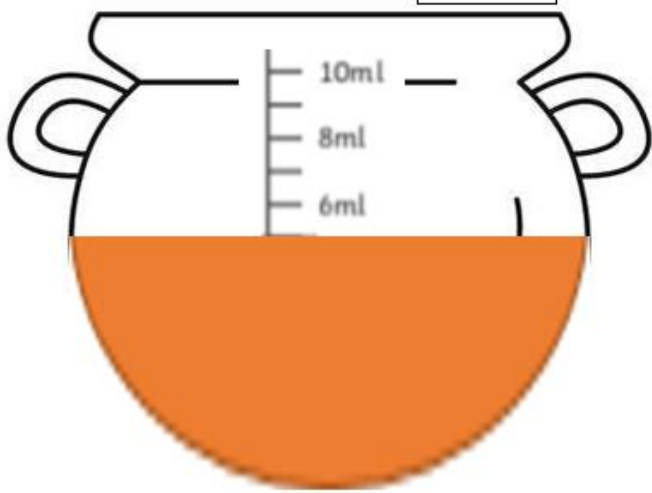
6 ml



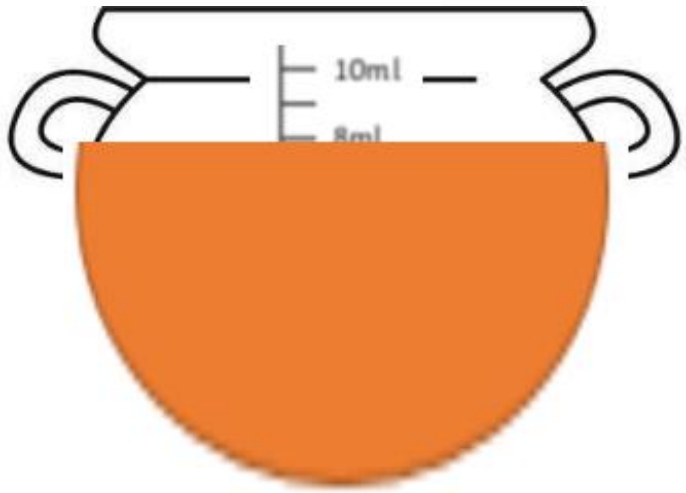
7 ml



5 ml



8 ml

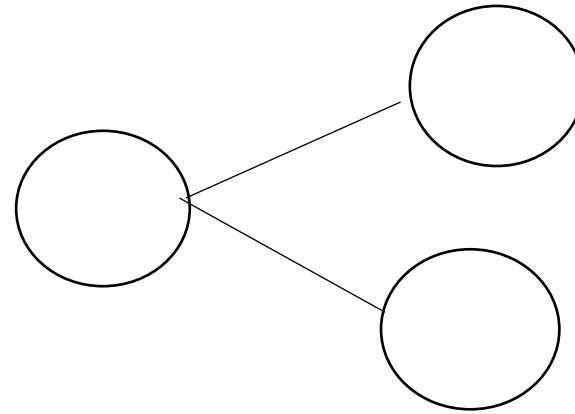


Friday – Maths Resource 4:

T	O

Can you show it in written form?


Alien Head



Ten Frames

A grid of 12 ten frames arranged in three rows and four columns. Each ten frame is a 2x5 grid of squares.

Show it on a number line




Number Order

Counting Forward...

Counting Backward...

One Less and One More

Less



More

Additional Websites

Hit the Button	https://www.topmarks.co.uk/maths-games/hit-the-button
Subtraction grids (HA)	https://www.topmarks.co.uk/maths-games/subtraction-grids
Caterpillar ordering	https://www.topmarks.co.uk/ordering-and-sequencing/caterpillar-ordering
Shape patterns	https://www.topmarks.co.uk/ordering-and-sequencing/shape-patterns
Toy shop money	https://www.topmarks.co.uk/money/toy-shop-money
Helicopter Rescue	https://www.topmarks.co.uk/learning-to-count/helicopter-rescue

Look, Cover, Write, Check	http://www.ictgames.com/mobilePage/lcwc/index.html
Sky writer	http://www.ictgames.com/mobilePage/skyWriter/index.html
Forest Phonics	https://www.ictgames.com/mobilePage/forestPhonics/index.html