




Here are some topics which you can work from at home. All work can be recorded in a way you choose. The theme for this week is **The Twits** (click [here](#) for an online version of the text or [here](#) for a video of the story being read aloud).




Each day we put a 'Word of the Day' on the grid below. See if you can:


- *Find the definition*
- *Use the word in a sentence*
- *Practise writing this word in your neatest handwriting.*
- *Think of any other words which have a similar meaning?*
- *Draw a picture that represents this word.*


Below is the grid for this week, structured into days and lessons. We have also included extra resources, further maths challenges and extra websites at the bottom. All work can be recorded in a way you choose and the challenges set are open to your own choice.

Day	Word	English	SPaG	Maths	Science / Topic	Creative	Physical
Monday	revolting	<p><b>Read <u>Monday Extract 1 'Mr Twit/ Dirty Beards' (below).</u></b></p> <p>Can you draw Mr Twit? Label your drawing adding adjectives.</p> <p><i>*Challenge: Can you rewrite the description of Mr Twit and his beard?</i></p> <p><b>Focus on:</b></p> <ul style="list-style-type: none"> <li>➤ Capital letters</li> <li>➤ Full stops</li> <li>➤ Letter formation</li> <li>➤ Finger Spacing</li> </ul>	<p>Have look at <b><u>SPaG Resources – Monday Plural worksheet</u></b> (below).</p> <p>Can you add 's' or 'es' to make these singular words plural?</p>	<p><u>Mrs Twits Walking Stick.</u></p> <p>Can you make a selection of walking sticks using resources you have at home? You could use: pasta, spoons, coins or spaghetti for example.</p> <p>Explore different ways of how could you make your walking stick taller and shorter. Do you need more of one resource to make the same length stick using another resource?</p> <p><i>*Challenge: What other ways can you measure your stick(s)? e.g. Using your hands or a ruler. Which is most accurate? Why?</i></p>	<p>Can you draw Mr Twit and label his body parts? Only label the parts that you know.</p> <p><i>*Challenge: Can you discuss and describe the role of each body part?</i></p> <p><i>For example: Mr Twit's eyes – to allow him to see.</i></p>	<p>Using either wool, shredded paper, long grass, leaves or hay/straw can you make a mask of Mr Twit and his beard?</p> 	<p>This week's Physical activities are based around a series of challenges. Please complete them every day and see if you improve throughout the week.</p> <p><b><u>Challenge 1:</u></b> Try to stand on one foot for as long as you can. You should not rest your non-standing leg on your foot or inside leg. Your heel should point towards your bottom.</p> 

Tuesday	fetched	<p><b>Read Tuesday Extract 1 &amp; 2 'The Frog' and 'The Glass Eye' (below).</b></p> <p>In the extracts Mr and Mrs Twit play tricks on one another.</p> <p>Can you create your own mischievous trick?</p> <p>You can either write your trick out <b>or</b> discuss it with a family member.</p> <p>Who will play the trick?          Why are you playing the trick?          What will the trick involve?          How will you set up the trick?          How does the trick begin?          How will the person being tricked react?          How will the trick end?</p>	<p><b>Read Tuesday Extract 1 &amp; 2 'The Frog' and 'The Glass Eye'</b></p> <p>Can you find and highlight all of the words with the suffix <b>-ed</b> and the suffix <b>-ing</b>?</p>	<p><b>Look at Maths Resources Prank Shop (below).</b></p> <p>Look at the selection of items in the prank shop.</p> <p>You can use either a 20p or £1 (100p) coin.</p> <p>Can you work out the items you can buy which total your chosen coin? How many different combinations can you find?</p> <p><i>*Challenge: You can buy any two items that equal less than 20p or £1 (100p), how much change would you get from your chosen coin?</i></p>	<p>Watch the video of the life cycle of a frog.</p> <p><a href="https://www.youtube.com/watch?v=AMs3waaW75g">https://www.youtube.com/watch?v=AMs3waaW75g</a></p> <p>Discuss what you can see throughout the clip.</p> <p>Task:          Can you draw the life cycle of a frog and label the different stages?</p> <p><i>*Challenge: Create another life cycle of an animal of your choice.</i></p>	<p><b>Kindness.</b></p> <p>Mr and Mrs Twit are not very kind.</p> <p>Think about what you can do to be kind.</p> <p>Draw around your hand and cut it out.</p> <p>On one side write what you are going to do to be kind. On the other side, you can either draw a picture of someone doing something kind or draw a pattern.</p>	<p><b>MAKE IT EASIER:</b> Touch the wall for some support.</p> <p><b>MAKE IT MORE OF A CHALLENGE:</b> Raise the leg in different positions e.g. straight out in front, straight out to the side, knee raised up in front.</p> <p><b>Challenge 2:</b> Bean bag balance (pour some rice into a sock and tie to create your own bean bag). Set out two markers roughly 3m apart. Balance the bean bag on your head and see how long it takes you to get from one marker to the other and back again. Time it. Can you get faster?</p>
---------	---------	---	---	---	--	---	--

Wednesday	sneaked	<p><b>Read <u>Wednesday Extract 1 'Wormy Spaghetti'</u> (below).</b></p> <p>Can you create an inventive meal for Mr Twit?</p> <p>Think of a meal you like; how could you make this utterly revolting.</p> <p>Can you draw and label your meal?</p> <p><i>*Challenge: Can you write an ingredients list and a method to make your meal?</i></p>	<p>Have look at <b><u>SPaG Resources – Wednesday Conjunctions worksheet</u></b> (below).</p> <p>Can you use 'because', 'that', 'when' and 'if' correctly?</p>	<p><b>Have a look at <u>Maths Resources: Help Mr and Mrs Twit count in 2's, 5's and 10's</u></b> (below).</p> <p>Mr and Mrs Twit have forgotten how to count in 2's, 5's and 10's, they keep missing numbers out.</p> <p>Can you help them by filling in the missing numbers?</p> <p><i>*Challenge: Can you write your 2s, 5s and 10s as far as you can go? Think about the rules that you follow.</i></p> <p><i>Why not have a go at your <b>3 times tables?</b></i></p>	<p>Look at this zoom in/out activity, what do you think it is?</p> <p><a href="https://explorify.welcome.ac.uk/en/activities/zoom-in-zoom-out/bonkers-bubbles">https://explorify.welcome.ac.uk/en/activities/zoom-in-zoom-out/bonkers-bubbles</a></p> <p>(Website is Explorify and search for zoom in/out '<b>bonkers bubbles</b>').</p> <p><i>*Challenge: Thinking about your meal you made this morning, what ingredients could you add to make it healthier? Can you now draw Mr Twit a healthy meal?</i></p>	<p>In the Twits, Mrs Twits put worms in the spaghetti.</p> <p>&gt;Go on a mini beast hunt. What do you find? Use a key to identify them.</p> <p>&gt;Collect natural materials and arrange them to create mini beasts.</p> <p>Have a look at this link to an Oak National Academy lesson to help.</p> <p><a href="https://www.thenational.academy/year-2/foundation/to-make-insects-using-natural-materials-year-2-wk4-5">https://www.thenational.academy/year-2/foundation/to-make-insects-using-natural-materials-year-2-wk4-5</a></p> 	<p><b>MAKE IT EASIER:</b> Use a softer object that balances better on your head or move the markers closer together. Allow the children to re-position the balancing object if needed</p> <p><b>MAKE IT MORE OF A CHALLENGE:</b> Touch the marker with either a foot or even more challenging, a hand. If the object falls off, they must go back to the start. Move the markers further away from each other.</p>
-----------	---------	--	---	---	--	---	--

Thursday	cylinder	<p><b>Read Thursday Extract 1 'Mrs Twit Gets a Stretching' (below).</b></p> <p>Can you draw the scene you have just read?</p> <p>Think about all of the detail and description.</p> <p><i>*Challenge: Can you predict what will happen to Mrs Twit and draw a picture of what could happen?</i></p>	<p><b>Read Thursday Extract 1 'Mrs Twit Gets a Stretching' (below).</b></p> <p>Can you find and highlight the <b>plural</b> words in the text? What letter(s) have been added to make the singular words plural?</p>	<p><b>Have a look at Maths Resources: Mrs Twits Balloons (below).</b></p> <p>Mrs Twit needs to buy two packets of balloons.</p> <p>The packets need to equal either:          &gt;50 and above (sheet 1)          &gt;100 and above (sheet 2)          &gt;20 and above (sheet 3) in order to allow her to float.</p> <p>Can you answer the questions on the sheet?</p> <p><i>*Challenge: Can you put a tick next to the number sentences that will allow her to float?</i></p>	<p>Have a look at this explorify video:</p> <p><a href="https://explorify.welcome.ac.uk/en/activities/whats-going-on/to-flee-or-not-to-flee">https://explorify.welcome.ac.uk/en/activities/whats-going-on/to-flee-or-not-to-flee</a></p> <p>How do the animals move? What do you think the animals are doing? Why do animals (including humans) move differently? What have you learnt from watching this video? Can you describe what they saw using only one word?</p> <p><i>*Challenge: Can you sort the animals from the video into their animal groups; mammals, birds, reptiles, fish and amphibians. See <u>Science Resources</u> Animal Groups (below).</i></p>	<p>Create a new front cover for the story.</p> 	<p><b>Challenge 3:</b> Fill the basket. (Parents this is a good tidying up game).</p> <p>Give the children 30 seconds to see how many things they can pick up and put in the basket e.g. Lego into the toy box. They are only allowed to pick up one thing at a time. How many pieces did they pick up? See if they can get quicker throughout the week and/or pick up more pieces.</p> <p><b>MAKE IT EASIER:</b> Make sure the objects are not spread out too much. Give them more time.</p>
----------	----------	---	--	---	---	---	---

Friday	replaced	<p><b>Read Friday Extract 1 'The Ravens Swoop Over' (below).</b></p> <p>Can you create your own beastly bird?</p> <p>Where does it live? What does it look like, e.g. colour of its feathers? What does it like to eat? Does it have any key features, e.g. a long neck or a strong beak? What is their behaviour like, e.g. owls are wise and puffins are sociable?</p> <p><i>*Challenge: Can you research your own choice of bird and create a fact file?</i></p>	<p>Which common exception words can you find in the story? See <b>SPaG Resources Year 2 Common Exception Words</b> (below) for a list of the words.</p> <p><i>*Challenge: Can you use them in sentences of your own?</i></p>	<p>Looking at <b>Maths Resources Friday Lesson</b> (below). Can you answer the questions? This week's number is: 37</p> <p><i>*Challenge: Can you pick your own number and do it again?</i></p>	<p>Read the facts in <b>Science Resources Friday Fact Fun</b> (below).</p> <p>The facts are all about birds. Can you decide which category they need to be sorted into; appearance, habitat, diet &amp; behaviour.</p> <p>Can you add any more facts?</p> <p><i>*Challenge: How many different types of birds can you name?</i></p>	<p>Make a 'Roly Poly' bird. Using a paper plate/circle of card decorate with tissue paper pieces. Then add head and legs. Draw around both hands and cut out for the wings.</p> 	<p><b>MAKE IT MORE OF A CHALLENGE:</b> Think of different ways they can travel to collect the objects e.g. side steps, backwards running, skipping.</p>
--------	----------	---	--	---	---	---	---

Adding Plurals

Write s or es to make each word a plural.

bucket _____ spade _____ flute _____	pencil _____ sing _____ bug _____	tray _____ table _____ door _____
pig _____ present _____ wash _____	cat _____ slug _____ brush _____	dog _____ boy _____ friend _____
arrow _____ wish _____ letter _____	stamp _____ dress _____ hug _____	top _____ school _____ bus _____

Wednesday Conjunctions

1. Tick the sentences that have used conjunctions correctly.

A.	Anna walked to the shop that she needed some eggs.	<input type="checkbox"/>
B.	Ali had a glass of milk because he was thirsty.	<input type="checkbox"/>
C.	Rachael clapped her hands when the show finished.	<input type="checkbox"/>



VF  
HW/Ed

2. Complete the sentences using a conjunction from the word bank below. The conjunctions can be used more than once.

- A. Joe smiled \_\_\_\_\_ he saw Candice playing on the swings.
- B. What happens \_\_\_\_\_ I miss the train?
- C. Fiona and Leo cheered \_\_\_\_\_ their favourite team scored a goal.

because

when

if



VF  
HW/Ed

3. Robert and Jade are creating sentences using this conjunction:

because



I wrapped the present because it was my mum's birthday.

Robert

Farah didn't know because she should use red or pink paint.



Jade

Whose sentence is correct? Explain why.



AR  
HW/Ed

Year 2 Common Exception Words:

door, floor, poor, because, find, kind, mind, behind, climb, child, children, wild, most, only, both, old, cold, gold, hold, told, clothes, every, everybody, hour, even, any, many, great, break, steak, pretty, beautiful, after, fast, last, past, father, class, grass, pass, plant, path, bath, busy, move, prove, improve, sure, sugar, could, should, would, eye, people, water, who, whole, again, half, money, parents, Mr, Mrs, Christmas.



## English resources

### **Monday Extract 1** **'Mr Twit/Dirty Beards'**

#### **Mr Twit**

Mr Twit was one of these very hairy-faced men. The whole of his face except for his forehead, his eyes and his nose was covered with thick hair. The stuff even sprouted in revolting tufts out of his nostrils and ear holes.

Mr Twit felt that this hairiness made him look terrifically wise and grand. But in truth he was neither of these things. Mr Twit was a twit. He was born a twit. And now at the age of sixty, he was a bigger twit than ever.

The hair on Mr Twit's face didn't grow smooth and matted as it does on most hair-faced men. It grew in spikes that stuck out straight like the bristles of a nailbrush.

And how often did Mr Twit wash this bristly nailbrush face of his?

The answer is NEVER, not even on Sundays.

He hadn't washed it for years.

#### **Dirty Beards**

Mr Twit didn't even bother to open his mouth wide when he ate. As a result (and because he never washed) there were always hundreds of bits of old breakfasts and lunches and suppers sticking to the hairs around his face.

## **Tuesday Extract 1**

### **'The Frog'**

To pay her back for the glass eye in his beer, Mr Twit decided he would put a frog in Mrs Twit's bed.

He caught a big one down by the pond and carried it back secretly in a box.

That night, when Mrs Twit was in the bathroom getting ready for bed, Mr Twit slipped the frog between the sheets. Then he got into his own bed and waited for the fun to begin.

Mrs Twit came back and climbed into her bed and put out the light. She lay there in the dark scratching her tummy. Her tummy was itching. Dirty old hags like her always have itchy tummies.

Then all at once she felt something cold and slimy crawling over her feet. She screamed.

'What's the matter with you?' Mr Twit said.

'Help!' screamed Mrs Twit, bouncing about. 'There's something in my bed!'

'I'll bet it's that Giant Skillywiggler I saw on the floor just now,' Mr Twit said.

'That what?' screamed Mrs Twit.

'I tried to kill it but it got away,' Mr Twit said. 'It's got teeth like screwdrivers!'

'Help!' screamed Mrs Twit. 'Save me! It's all over my feet!'

'It'll bite off your toes,' said Mr Twit.

Mrs Twit fainted.

Mr Twit got out of bed and fetched a jug of cold water. He poured the water over Mrs Twit's head to revive her. The frog crawled up from under the sheets to get near the water. It started jumping about on the pillow. Frogs love water. This one was having a good time.

When Mrs Twit came to, the frog had just jumped on to her face. This is not a nice thing to happen to anyone in bed at night. She screamed again.

'By golly it is a Giant Skillywiggler!' Mr Twit said. 'It'll bite off your nose.'

Mrs Twit leapt out of bed and flew downstairs and spent the night on the sofa. The frog went to sleep on her pillow.

**Tuesday Extract 2**  
**'The Glass Eye'**

You can play a lot of tricks with a glass eye because you can take it out and pop it back in again any time you like. You can bet your life Mrs Twit knew all the tricks.

One morning she took out her glass eye and dropped it into Mr Twit's mug of beer when he wasn't looking.

Mr Twit sat there drinking the beer slowly. The froth made a white ring on the hairs around his mouth. He wiped the white froth on to his sleeve and wiped his sleeve on his trousers.

'You're plotting something,' Mrs Twit said, keeping her back turned so he wouldn't see that she had taken out her glass eye. 'Whenever you go all quiet like that I know very well you're plotting something.'

Mrs Twit was right. Mr Twit was plotting away like mad. He was trying to think up a really nasty trick he could play on his wife that day.

'You'd better be careful,' Mrs Twit said, 'because when I see you starting to plot, I watch you like a wombat.'

'Oh, do shut up, you old hag,' Mr Twit said. He went on drinking his beer, and his evil mind kept working away on the latest horrid trick he was going to play on the old woman.

Suddenly, as Mr Twit tipped the last drop of beer down his throat, he caught sight of Mrs Twit's awful glass eye staring up at him from the bottom of the mug. It made him jump.

'I told you I was watching you,' cackled Mrs Twit. 'I've got eyes everywhere so you'd better be careful.'

### **Wednesday Extract 1**

#### **'Wormy Spaghetti'**

The next day, to pay Mr Twit back for the frog trick, Mrs Twit sneaked out into the garden and dug up some worms. She chose big long ones and put them in a tin and carried the tin back to the house under the apron.

At one o'clock, she cooked spaghetti for lunch and she mixed the worms in with the spaghetti, but only on her husband's plate. The worms didn't show because everything was covered with tomato sauce and sprinkled with cheese.

'Hey, my spaghetti's moving!' cried Mr Twit, poking around in it with his fork.

'It's a new kind,' Mrs Twit said, taking a mouthful from her own plate which of course had no worms. 'It's called Squiggly Spaghetti. It's delicious. Eat it up while it's nice and hot.'

Mr Twit started eating, twisting the long tomato-covered strings around his fork and shovelling them into his mouth. Soon there was tomato sauce all over his hairy chin.

'It's not as good as the ordinary kind,' he said, talking with his mouth full. 'It's too squishy.'

'I find it very tasty,' Mrs Twit said. She was watching him from the other end of the table. It gave her great pleasure to watch him eating worms.

'I find it rather bitter,' Mr Twit said. 'It's got a distinctly bitter flavour. Buy the other kind next time.'

Mrs Twit waited until Mr Twit had eaten the whole plateful. Then she said, 'You want know why your spaghetti was squishy?'

Mr Twit wiped the tomato sauce from his beard with a corner of the tablecloth. 'Why?' he said.

'And why it had a nasty bitter taste?'

'Why?' he said.

'Because it was worms!' cried Mrs Twit, clapping her hands and stamping her feet on the floor and rocking with horrible laughter.

### **Thursday Extract 1**

#### **'Mrs Twit Gets a Stretching'**

Mr Twit led Mrs Twit outdoors where he had everything ready for the great stretching.

He had one hundred balloons and lots of string.

He had a gas cylinder for filling the balloons.

He had fixed an iron ring into the ground.

'Stand here,' he said, pointing to the iron ring. He then tied Mrs Twit's ankles to the iron ring.

When that was done, he began filling the balloons with gas. Each balloon was on a long string and when it was filled with gas it pulled on its string, trying to go up and up. Mr Twit tied the ends of the strings to the top half of Mrs Twit's body. Some he tied round her neck, some under arms, some to her wrists and some even to her hair.

Soon there were fifty coloured balloons floating in the air above Mrs Twit's head.

'Can you feel them stretching you?' asked Mr Twit.

'I can! I can!' cried Mrs Twit. 'They're stretching me like mad.'

He put on another ten balloons. The upward pull became very strong.

Mrs Twit was quite helpless now. With her feet tied to the ground and her arms pulled upwards by the balloons, she was unable to move.

**Friday Extract 1**  
**'The Ravens Swoop Over'**

They had only just finished the job when the Roly-Poly Bird came swooping in, screaming, 'They're coming back! They're coming back!' Quickly, the birds flew back on to the roof of the house. The monkeys rushed into their cage and stood upside down one on top of the other. A moment later, Mr and Mrs Twit came marching into the garden, each carrying a fearsome-looking gun.

'I'm glad to see those monkeys are still upside down,' said Mr Twit.

'They're too stupid to do anything else,' said Mrs Twit. 'Hey, look at all those cheeky birds still up there on the roof! Let's go inside and load our lovely new guns and then it'll be a bang bang bang and Bird pie for supper.'

Just as Mr and Mrs Twit were about to enter the house, two black ravens swooped low over their heads. Each bird carried a paint-brush in its claw and each paint-brush was smeared with sticky glue. As the ravens whizzed over, they brushed a streak of sticky glue on to the tops of Mr and Mrs Twit's heads. They did it with the lightest touch but even so the Twits both felt it.

'What was that?' cried Mrs Twit. 'Some beastly bird has dropped his dirty droppings on my head!'

## Maths Resources

### Prank Shop

You have 20p to buy some items to prank Mr and Mrs Twit,  
What can you buy? Think about your number bonds to 20.

Glass Eye—16p



Walking Stick  
Extender—10p



A Bucket of  
Worms—12p



Frog—4p



Balloons—13p



Hugtight Glue—8p



Finger—11p



Fake Beard—9p



Bird—7p



E.g.  $11p + 9p = 20p$

Do you know any more number bonds to 20?

You have £1 (100p) to buy some items to prank Mr and Mrs Twit—what  
can you buy? Think about your number bonds to 100.

Glass Eye—50p



Walking Stick  
Extender—10p



A Bucket of  
Worms—20p



Frog—40p



Balloons—30p



Hugtight Glue—60p



Finger—80p



Fake Beard—90p



Bird—70p



E.g.  $40p + 60p = £1$  (100p)

Help Mr and Mrs Twit count in 2s 5s 10s

Mr and Mrs Twit have forgotten how to count in 2s, 5s and 10s.  
They keep missing out numbers! Can you help them out?



2 4 \_\_\_ 8 10 12 14 16 \_\_\_ 20

2 \_\_\_ 6 \_\_\_ 10 12 14 \_\_\_ 18 \_\_\_

\_\_\_ 4 6 \_\_\_ \_\_\_ 12 \_\_\_ 16 18 20

10 20 \_\_\_ 40 \_\_\_ 60 70 \_\_\_ 90 100

\_\_\_ 20 30 \_\_\_ 50 \_\_\_ 70 80 90 \_\_\_

10 \_\_\_ \_\_\_ 40 50 60 \_\_\_ \_\_\_ 90 100

5 10 \_\_\_ 20 25 \_\_\_ 35 40 45 \_\_\_

\_\_\_ 10 15 \_\_\_ 25 30 \_\_\_ 40 \_\_\_ 50

5 \_\_\_ \_\_\_ 20 \_\_\_ 30 35 \_\_\_ \_\_\_ 50



Balloons come in packs of different sizes—he only wants to buy two packets.

Find the answers to these number sentences:

$30 + 20 =$

$40 + 20 =$

$50 + 10 =$

$30 + 30 =$

$0 + 40 =$

$10 + 40 =$

$20 + 30 =$

$0 + 60 =$

$50 + 0 =$

$40 + 30 =$

Can you put ticks next to the number sentence if Mrs Twit will float?



Balloons come in packs of different sizes—he only wants to buy two packets.

Find the answers to these number sentences:

$60 + 30 =$

$10 + 0 =$

$40 + 60 =$

$30 + 70 =$

$20 + 80 =$

$20 + 90 =$

$50 + 40 =$

$70 + 20 =$

$90 + 10 =$

$0 + 90 =$

Can you put ticks next to the number sentence if Mrs Twit will float?





Mr Twit has played a prank on Mrs Twit and has told her this will stretch her back to her normal size. He is going to give her more balloons to make her float away.

There needs to be over 20 balloons for Mrs Twit to start floating away, you need to help Mr Twit decide how many he should buy.

Balloons come in packs of different sizes—he only wants to buy two packets.

Find the answers to these number sentences:

$6 + 15 =$

$10 + 11 =$

$14 + 6 =$

$3 + 17 =$

$2 + 18 =$

$12 + 9 =$

$15 + 4 =$

$17 + 2 =$

$9 + 10 =$

$0 + 19 =$

Can you put ticks next to the number sentence if Mrs Twit will float?

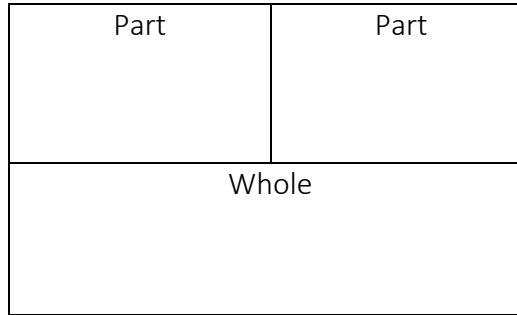
**Friday Lesson**

T	O

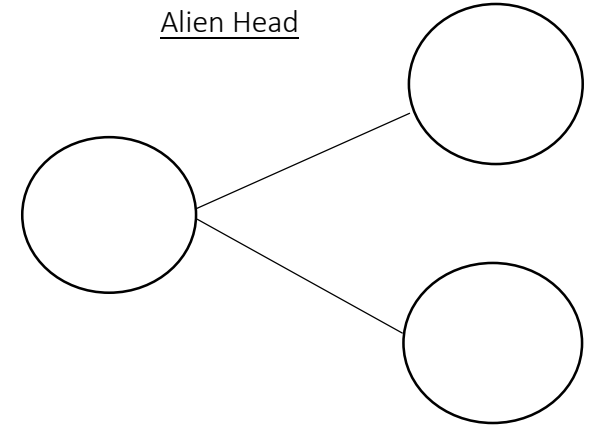
Can you show it in written form?

\_\_\_\_\_

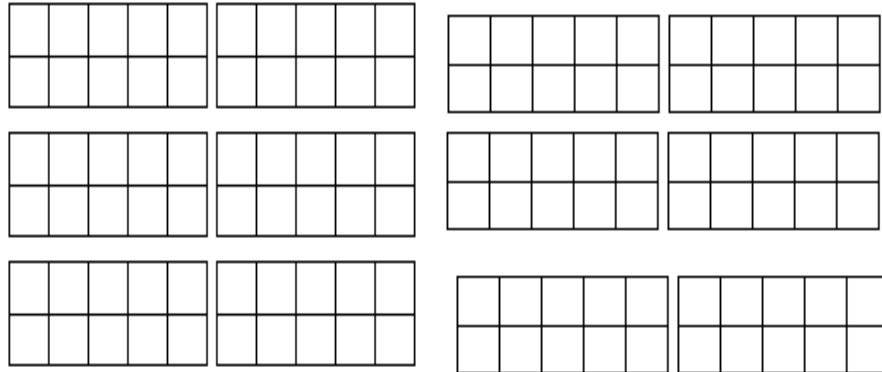
Bar Model




Alien Head



Ten Frames



Show it on a number line



Number Order

Counting Forward...


\_\_\_\_\_

Counting Backward...

\_\_\_\_\_

One Less and One More

Less



More

## Maths Challenges:

### Monday



#### Walking Stick Problems



Mrs Twits walking stick started 90cm long.

1. Mr Twit added 2 cm of wood to the stick on Monday, Tuesday, Wednesday, Thursday and Friday. How many cm did he add altogether?
2. Use the information under the title and from question 1. How long was the stick altogether?
3. Mr Twit realised that he was going to get caught and so quickly shaved 5 cm off the walking stick. How long is the walking stick now?
4. He added half a cm on Saturday and on Sunday. How long was the stick?
5. Then on Monday he remembered how silly Mrs. Twit really was and decided to add an extra 14cm! How long is the stick now?
6. Mr Twit decides to make 4 spare walking sticks in case anything happens to the first one. He adds 3 cm to every stick. How much wood does he need altogether?

### Tuesday

Captain Conjecture says,  
'An odd number + an odd number = an even number'.

Is this sometimes, always or never true?

Explain your reasoning.

*Concrete resources might help pupils to explain their reasoning.*



### Wednesday

What do you notice about each set of calculations?

What's the same and what's different about the three sets of calculations?

$10 - 9 =$	$20 - 19 =$	$100 - 90 =$
$10 - 8 =$	$20 - 18 =$	$100 - 80 =$
$10 - 7 =$	$20 - 17 =$	$100 - 70 =$
$10 - 6 =$	$20 - 16 =$	$100 - 60 =$
$10 - 5 =$	$20 - 15 =$	$100 - 50 =$
$10 - 4 =$	$20 - 14 =$	$100 - 40 =$
$10 - 3 =$	$20 - 13 =$	$100 - 30 =$
$10 - 2 =$	$20 - 12 =$	$100 - 20 =$

### Thursday

---

What do I need to add to or subtract from each of these numbers to total 60?

40, 44, 66, 69, 76, 86, 99, 89, 79.

### Friday

Insert  $<$ ,  $>$  or  $=$  to make these number sentences correct.

$$7 + 8 \bigcirc 8 + 7$$

$$3 + 6 \bigcirc 2 + 7$$

$$3 + 6 \bigcirc 4 + 7$$

$$4 + 7 \bigcirc 2 + 6$$

## Science Resources

### Animal Groups



Mammal

Fish

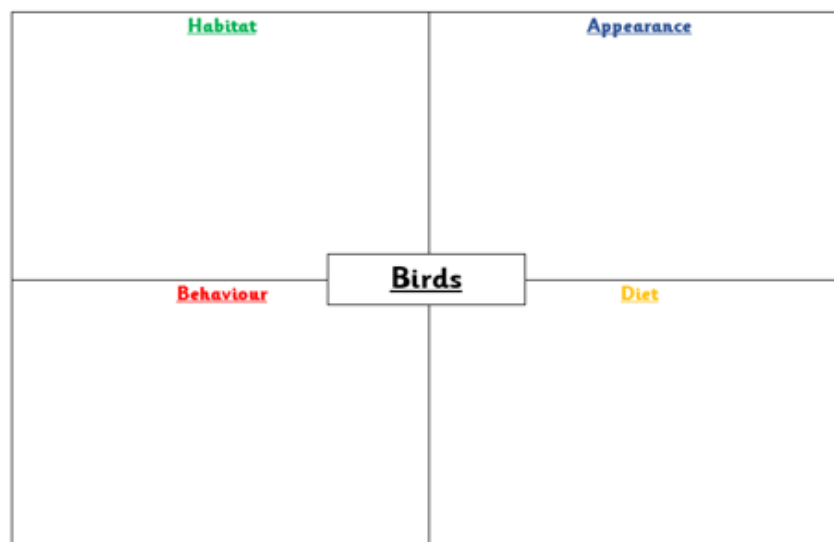
Bird

Reptile

Amphibian

## Friday Fact Fun

There are around 10000 different species of birds worldwide and they come in a variety of sizes, shapes and colours.	The food that birds eat can be very different, depending on where they live and what kind of food is around the area.
They are usually able to get their prey by pecking it off the ground or a tree, but they also hunt by swooping down from a branch or the air and suddenly attacking.	Homing pigeons are bred to find their way home from long distances away and have been used for thousands of years to carry messages.
Ostriches lay the largest eggs and has the fastest running speed of a maximum 97kph.	One of the biggest ways that birds are able to protect themselves from predators is by flying.
Most birds like to eat fruit, plants, seeds, insects, and other small animals. Birds don't have any teeth, so their bodies are used to digesting their food whole.	Birds also protect themselves by living in family groups, called flocks, where they are able to watch out for each other and have more eyes to see predators.
Some bird species are intelligent enough to create and use tools.	Around 20% of bird species migrate long distances every year.
The chicken is the most common species of bird found in the world.	They are warm-blooded which means that their body stays the same temperature.
Hummingbirds can fly backwards.	All birds have feathers and wings.
The Bee Hummingbird is the smallest living bird in the world with a length of just 5cm.	Unlike humans, birds have hollow bones which help them fly as they are extremely light.
Scientist believe that birds evolved from theropod dinosaurs.	
Birds will bathe water or even go out when it is raining to clean their feathers. For birds that live in areas with little water, they will clean their feathers by giving themselves a dust bath.	



## **Additional Websites**

<https://www.bbc.co.uk/bitesize/tags/z7s22sg/year-2-and-p3-lessons/1>

<https://www.thenational.academy/online-classroom/year-2#schedule>

<https://www.topmarks.co.uk/Search.aspx?Subject=16>