






Monday	great	<p><b>See Monday Resource – The Snail and the Whale Pictures (below).</b></p> <p>Look at some pictures of a snail and a whale. Can you think of some words, sentences or even paragraphs that go with the pictures?</p> <p><i>*Challenge: Can you use some adjectives in your writing?</i></p>	<p>Looking through the story, can you find any words that have the ‘or’, ‘aw’ or ‘au’ sound in them?</p> <p><i>*Challenge: Can you think of any other words that have these sounds in them? Can you use the correct sound when spelling these words?</i></p>	<p><b>See Monday Resource – The Whale on the Scale (below).</b></p> <p>All of these different objects have different weights.</p> <p>Snail - 1g Fish - 2g Human - 5g Speedboat - 6g Shark - 8g Whale - 10g</p> <p>The whale is on one side of the scale and he weighs 10g, you must balance the scale.</p> <p>You can use the same animal more than once!</p> <p>e.g. <math>6g + 2g + 2g = 10g</math></p> <p><i>*Challenge: Can you make 20 using the different animals and values?</i></p>	<p>Find out about snails, whales and other creatures shown in the book.</p> <p>Where do they live?</p> <p>What do they eat?</p> <p>Which animal group do they belong to?</p> <p><i>*Challenge: Can you write down similarities and differences between a snail and a whale?</i></p>	<p>Matisse snail</p>  <p>Cut some squares and rectangles out of coloured paper. Place in a spiral to create a snail in the style of the artist Henri Matisse.</p> <p>If you would like to find out more about Matisse use this link: <a href="https://www.tate.org.uk/kids/explore/who-is/who-henri-matisse">https://www.tate.org.uk/kids/explore/who-is/who-henri-matisse</a></p>	<p>Dance – Oti’s Boogie Beebies.</p> <p><a href="https://www.bbc.co.uk/programmes/m000jsmm">https://www.bbc.co.uk/programmes/m000jsmm</a> (Episode 4 – Sea Creatures).</p> <p>Follow Oti as she teaches you a sea creature inspired dance.</p> <p><i>*Challenge: Can you create your own sea creature dance?</i></p>
--------	-------	------------------------------------------------------------------------------------------------------------------------------------------------------------------------------------------------------------------------------------------------------------------------------------------------	--------------------------------------------------------------------------------------------------------------------------------------------------------------------------------------------------------------------------------------------------------------	-----------------------------------------------------------------------------------------------------------------------------------------------------------------------------------------------------------------------------------------------------------------------------------------------------------------------------------------------------------------------------------------------------------------------------------------------------------------------------------------------------------------	-------------------------------------------------------------------------------------------------------------------------------------------------------------------------------------------------------------------------------------------------------------------------------------	---------------------------------------------------------------------------------------------------------------------------------------------------------------------------------------------------------------------------------------------------------------------------------------------------------------------------------------------------------------------------------------------------------------------------------------------------------------------------	--------------------------------------------------------------------------------------------------------------------------------------------------------------------------------------------------------------------------------------------------------------------------------------------------------------------------

Tuesday	wide	<p>There are lots of words in the story that rhyme. Can you find all of the rhyming words?</p> <p>Can you think of anymore words that rhyme with the pairs of words that you find?</p> <p><i>*Challenge: Can you write two sentences that end with some new rhyming words?</i></p>		<p><b>See Tuesday Resource – Correct or Not Correct (below)</b> Thinking about doubling and halving of numbers, can you complete the correct or not sheet? You can either write the correct statement or discuss it with someone else.</p> <p><i>*Challenge: Can you write your own doubling and halving statements to test someone else in your home?</i></p>	<p>Even though the snail is small, he helps to save the whale.</p> <p>Think about your abilities. Is there anything that you thought you couldn't do, but you managed to when you tried?</p> <p>Draw a picture and write a sentence/ paragraph about it.</p>	<p><b>See Make Your Own Whale Resource (below).</b></p> <p>Can you have a go at creating your own whale from a single piece of paper and some colours?</p> <p>Follow the step by step guide and see what your whale will look like.</p>	<p>Joe Wickes PE lesson.</p> <p>Google 'Joe Wickes P.E.' and it should take you to his You Tube videos of his daily P.E. lessons.</p> <p>Choose a day and have a go.</p>
---------	------	------------------------------------------------------------------------------------------------------------------------------------------------------------------------------------------------------------------------------------------------------------------------------------	--	--------------------------------------------------------------------------------------------------------------------------------------------------------------------------------------------------------------------------------------------------------------------------------------------------------------------------------------------------------------------	--------------------------------------------------------------------------------------------------------------------------------------------------------------------------------------------------------------------------------------------------------------	-----------------------------------------------------------------------------------------------------------------------------------------------------------------------------------------------------------------------------------------	--------------------------------------------------------------------------------------------------------------------------------------------------------------------------

Wednesday	smooth	<p>At the end of the story, the snail tells his friends all about his adventure.</p> <p>Can you write what he might have said to them?</p> <p>You could write this as if it was a letter or a postcard.</p>	<p>Looking through the story, can you find any words that have the 'f', 'ff' or 'ph' sound in them?</p> <p><i>*Challenge: Can you think of any other words that have these sounds in them? Can you use the correct sound when spelling these words?</i></p>	<p>Caterpillar Ordering: <a href="https://www.topmarks.co.uk/ordering-and-sequencing/caterpillar-ordering">https://www.topmarks.co.uk/ordering-and-sequencing/caterpillar-ordering</a></p> <p>Follow this link and have a go at ordering numbers 1-10 and then challenging yourself with greater numbers.</p> <p><i>*Challenge: Can you have a go at ordering the numbers backwards?</i></p>	<p>Floating egg experiment.</p> <p>You will need: Large bowl Tablespoons Salt 1 egg</p> <ol style="list-style-type: none"> <li>1. Fill the bowls two-thirds full with water.</li> <li>2. Add one egg to the water carefully and observe what happens. Does the egg float or sink?</li> <li>3. Using the spoon, add one spoonful of salt at a time to the bowl of water and stir, then put the egg back in the water and observe. Can you make the egg float? How many spoonfuls of salt did it take to make the egg float?</li> </ol> <p><i>*Challenge: Can you research and find out why the salt makes the egg float?</i></p> <p><b>See Wednesday Resource - The science behind the experiment (below).</b></p>	 <p>Have a go at making Kandinsky inspired snails.</p> <p>Option 1: Coloured paper – using circular objects you find around your house draw around them onto coloured paper and cut out. Stick them on top of each other then add the 'foot/body' of the snail.</p> <p>Option 2: Colouring in - using circular objects you find around your house draw around them onto a piece of paper (so it looks a bit like a target). Colour in each circle a different colour. Then add the 'foot/body' of the snail.</p> <p><i>*Challenge: Can you find out more about Kandinsky?</i></p> <p><a href="https://www.slideshare.net/nivaca2/wassily-kandinsky-for-kids">https://www.slideshare.net/nivaca2/wassily-kandinsky-for-kids</a></p>	<p>Video game (an outside game)</p> <p>Have an adult or older sibling call out the instructions.</p> <p>Children to run around the space and follow the instructions given below. Have fun.</p> <p>Play – walking around the space/garden. Pause – stop Fast forward – run Rewind – walk backwards (children to ensure they go slowly and look over their shoulder) Record – walk using a silly action or face.</p>
-----------	--------	-------------------------------------------------------------------------------------------------------------------------------------------------------------------------------------------------------------	-------------------------------------------------------------------------------------------------------------------------------------------------------------------------------------------------------------------------------------------------------------	----------------------------------------------------------------------------------------------------------------------------------------------------------------------------------------------------------------------------------------------------------------------------------------------------------------------------------------------------------------------------------------------	-----------------------------------------------------------------------------------------------------------------------------------------------------------------------------------------------------------------------------------------------------------------------------------------------------------------------------------------------------------------------------------------------------------------------------------------------------------------------------------------------------------------------------------------------------------------------------------------------------------------------------------------------------------------------------------------------------------------------------------	-----------------------------------------------------------------------------------------------------------------------------------------------------------------------------------------------------------------------------------------------------------------------------------------------------------------------------------------------------------------------------------------------------------------------------------------------------------------------------------------------------------------------------------------------------------------------------------------------------------------------------------------------------------------------------------------------------------------------------------------------------------------------------------------------------------------------	-------------------------------------------------------------------------------------------------------------------------------------------------------------------------------------------------------------------------------------------------------------------------------------------------------------------------------------------------------------------------------------------------------------------------------------

Thursday	frightening	<p><b>See Thursday Resource – Book Review (below).</b></p> <p>Have another read of 'The Snail and the Whale'.</p> <p>Can you write a book review for the story?</p> <p><i>*Challenge: Can you choose your own book and write a book review about it?</i></p>		<p><b>See Thursday Resource - Match me up time (below).</b></p> <p>Complete match me up work sheet of half past and o'clock time.</p> <p><i>*Challenge: Can you complete match me up for quarter to and quarter past time?</i></p> <p>You can also play the following game to practice telling the time:</p> <p><a href="https://www.topmarks.co.uk/Flash.aspx?f=matchingpairstimev3">https://www.topmarks.co.uk/Flash.aspx?f=matchingpairstimev3</a></p>	<p>Looking at the different locations that the Snail and the Whale travel to (arctic, volcanic island, sea cave, forest, holiday bay, beach, dock), can you answer the following questions?</p> <p>What is this place like?</p> <p>What would you be able to see if you went there?</p> <p>What would the weather be like there? Do people live there/what do people do there? Is it a city/town/village/costal/ rural area?</p> <p><i>*Challenge: Can you discuss which location you would most like to visit and why?</i></p>	<p>The whale sang a song to the snail. Could you write the words to the song, or make up a tune for it?</p> <p><i>*Challenge: Can you perform your song or tune to someone else?</i></p>	<p>Target throwing.</p> <p>You have had a go at this challenge about a month ago. Has your throwing and catching improved since then?</p> <p>Make a target on the ground. (I used a washing up bowl, but anything will do).</p> <p>Choose something soft to throw (rice in a sock, teddies).</p> <p>Have a start line – so you always throw from the same place.</p> <p>Throw your object 10 times in a row. Does it land on the target? Get a point for each time it does.</p> <p>Make it easier: If it is a bit hard make your target bigger or move closer.</p> <p><i>*Challenge: Move your target further away/make it smaller and play again.</i></p>
----------	-------------	--------------------------------------------------------------------------------------------------------------------------------------------------------------------------------------------------------------------------------------------------------------	--	-----------------------------------------------------------------------------------------------------------------------------------------------------------------------------------------------------------------------------------------------------------------------------------------------------------------------------------------------------------------------------------------------------------------------------------------------------------	---------------------------------------------------------------------------------------------------------------------------------------------------------------------------------------------------------------------------------------------------------------------------------------------------------------------------------------------------------------------------------------------------------------------------------------------------------------------------------------------------------------------------------	------------------------------------------------------------------------------------------------------------------------------------------------------------------------------------------	------------------------------------------------------------------------------------------------------------------------------------------------------------------------------------------------------------------------------------------------------------------------------------------------------------------------------------------------------------------------------------------------------------------------------------------------------------------------------------------------------------------------------------------------------------------------------------------------------------------------------------------------------------

Friday	safely	<p>A snail and a whale are two very different types of animals.</p> <p>Can you think of two animals that are very different from one another (they should be from different animal groups) and write a story about an adventure that they might go on?</p> <p>Remember to read your story back and see if you need to make any changes.</p> <p><i>*Challenge: Can you read your story aloud to someone else?</i></p>	<p>Which common exception words and tricky words can you find in the story?</p> <p>See <b>English Resources Common Exception Words</b> (below) for a list of words.</p> <p><i>*Challenge: Can you use them in sentences of your own?</i></p>	<p>Looking at <b>Maths Resources Friday sheet</b> (below), can you answer the questions. This week's number is: 20</p> <p><i>*Challenge: Can you pick your own number and do it again?</i></p>	<p><b>See Friday Resource – Map of the United Kingdom (below).</b></p> <p>On a map of the United Kingdom, can you label the following places?</p> <ul style="list-style-type: none"> <li>• England</li> <li>• Wales</li> <li>• Scotland</li> <li>• Northern Ireland</li> <li>• Hereford</li> </ul> <p><i>*Challenge: Can you also label the capital cities and the surrounding seas?</i></p> <p>Below are some websites to help with labelling.</p>	 <p>This picture uses lots of different <b>shades</b> of blue. Can you create your own version?</p> <p>If you are using paints – you are only allowed to use blue, black and white, so have a go and mixing the shades of blue yourself.</p> <p>If you are not using paint, find all the blue pencils, pens and crayons that you have at home and have a go at creating your own version using them (you can also use grey and black).</p>	<p>Yoga – Squish the Fish   A Cosmic Kids Yoga Adventure! (You Tube 15.11)</p> <p><a href="https://www.youtube.com/watch?v=LhYtcadR9nw">https://www.youtube.com/watch?v=LhYtcadR9nw</a></p>
--------	--------	----------------------------------------------------------------------------------------------------------------------------------------------------------------------------------------------------------------------------------------------------------------------------------------------------------------------------------------------------------------------------------------------------------------------	----------------------------------------------------------------------------------------------------------------------------------------------------------------------------------------------------------------------------------------------	------------------------------------------------------------------------------------------------------------------------------------------------------------------------------------------------	-----------------------------------------------------------------------------------------------------------------------------------------------------------------------------------------------------------------------------------------------------------------------------------------------------------------------------------------------------------------------------------------------------------------------------------------------------	------------------------------------------------------------------------------------------------------------------------------------------------------------------------------------------------------------------------------------------------------------------------------------------------------------------------------------------------------------------------------------------------------------------------------------------------------------------------------------------------------------------------------	---------------------------------------------------------------------------------------------------------------------------------------------------------------------------------------------

**English Resources**

**Monday – The Snail and the Whale Pictures**




Write an honest book review about the book we have just read.

**Title:**

**Author:**

I would give it:



stars

**What the book was about:**

---

---

---

---

---

---

---

**A short recap of the plot:**

---

---

---

---

---

---

---

---

---

---

---

---

**A picture of the characters:**

**My favourite part of the book:**

---

---

---



## Phonics/SPaG Resources

### **Year 1 Common Exception Words:**

the, a, do, to, today, of, said, says, are, were, was, is, his, has, I, you

your, they, be, he, me, she, we, ask, go, so, no, by, my, here, there, where, friend, love, come, some, one, once, school, put, push, pull, full, house, our.

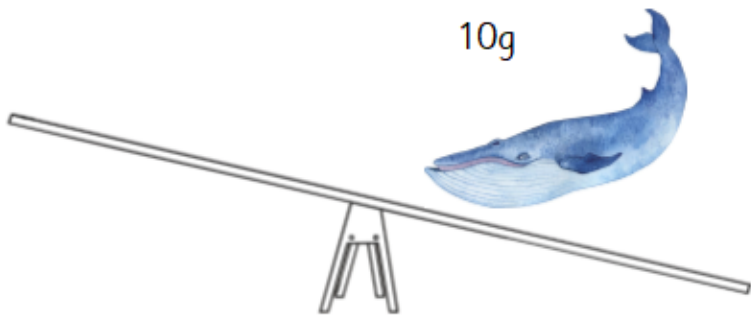

### **Tricky Words**

the, to, I, no, go, into, he, we, me, be, she, was, you, all, my, her, they, are, said, like, do, so, come, some, have, there, one, out, were, little, when, what, oh, Mr, Mrs, called, asked, could, looked, people, their

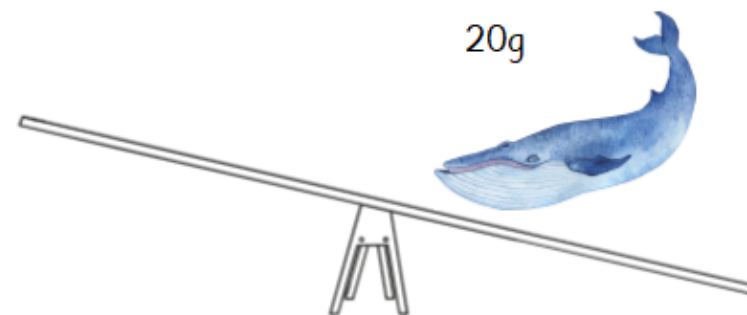

## Maths Resources

### Monday – The Whale on the Scale







The whale on the scale weighs 10g! Can you use the other objects to make sure the scale balances? You need to make different combinations of 10. Remember you can use each object more than once!



The whale on the scale weighs 20g! Can you use the other objects to make sure the scale balances? You need to make different combinations of 10. Remember you can use each object more than once!



LO: I can double and halve numbers . 0

	Correct or not correct? ✓ ✗	If it is not correct, write the correct statement.
	double 3 is 6	
	half of 8 is 2	
	half of 6 is 4	
	double 10 is 19	
	double 5 is 12	
	half of 14 is 8	

Thursday – Match up time

LO: I can match analogue time to words. O








half past four
three o'clock
half past ten
half past twelve
nine o'clock
seven o'clock

LO: I can match analogue time to words. O








half past four
three o'clock
quarter past two
quarter past eight
nine o'clock
quarter to seven

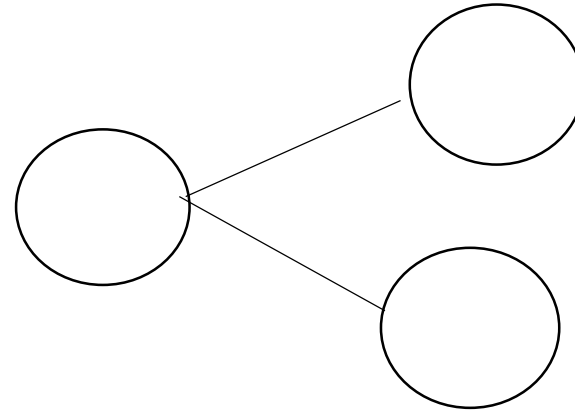
Friday – Maths Resource:

T	O


Can you show it in written form?

\_\_\_\_\_


Alien Head



Ten Frames



Show it on a number line



Number Order

Counting Forward...


\_\_\_\_\_

Counting Backward...

\_\_\_\_\_

One Less and One More

Less



More

## Science/Topic Resources

Wednesday - The science behind the experiment

### *Floating Egg*

Objects float better in salt water than in fresh water because salt adds mass to water and makes it denser. If you add 10g of salt to 100g of water, the total mass is now 110g. This increase in density causes objects to float better on the surface. The denser the water, the easier it is for objects to float on top.

To make the egg float, it takes approximately 4 tablespoons of salt per litre of water.

Friday – Label the map of the United Kingdom

# Map of the United Kingdom



Other useful websites for support:

<https://www.google.co.uk/maps>

<https://www.bbc.co.uk/teach/class-clips-video/pshe-eyfs-ks1-go-jettters-uk-places-and-landmarks/zkyjkmn>

<https://www.youtube.com/watch?v=ncqDJW4EhmE>

## Creative Resources

### Tuesday - Make Your Own Whale

# Make a Whale

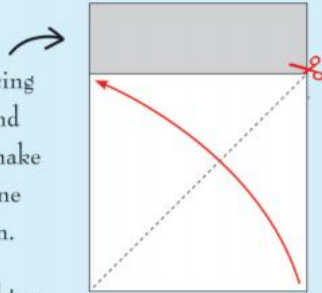


You will need:

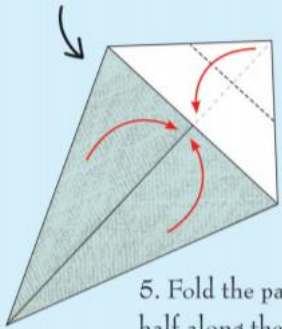
A piece of A4 paper, a blue or grey crayon, a square of white paper (about 8cm square), ruler, safety scissors, black pen or crayon.

### The Body

1. Lay out the A4 paper with a short edge facing you. Pick up the bottom right-hand corner and fold it diagonally across to the long edge to make a triangle. Trim off the extra paper. Colour one side of the paper with your blue or grey crayon.

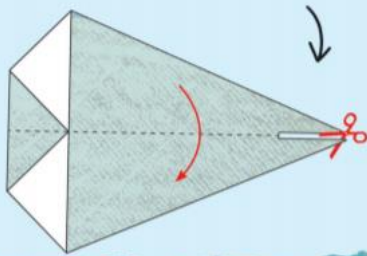


2. Unfold the triangle to make a square. Fold two opposite corners to the crease to make two long thin triangles.




3. Fold the top corner down to meet the two triangles.

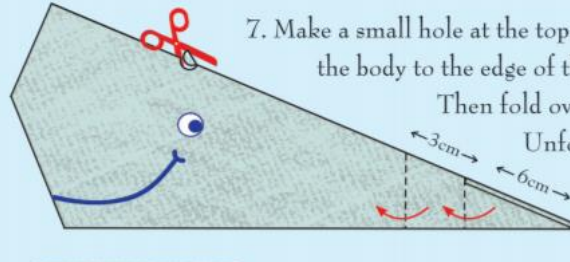
4. Make a 6cm cut here. This will become the tail.



5. Fold the paper in half along the central crease.



6. Draw some eyes and a smile on your whale.



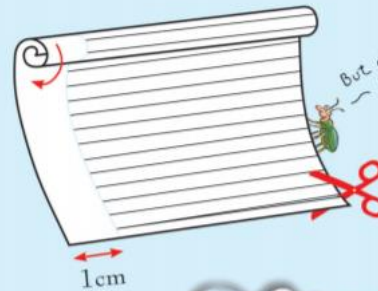
7. Make a small hole at the top. Fold the tail back over the body to the edge of the cut you made earlier.

Then fold over once again as shown.


Unfold the tail and separate the two ends of the tail at the cut.

### The Blowhole

8. On the 8 x 8cm square of white paper, draw a line 1cm from the edge. Cut strips up to the line as shown.




But don't cut past the line you've drawn!



9. Tightly roll the paper into a tube. Gently open up the strips and curl each one around a pencil to make the water coming out of the whale's blowhole.

10. Slot the water into the hole.

A whale uses its blowhole to breathe





## Friday Resource - Shading



### Additional Websites

Hit the Button	<a href="https://www.topmarks.co.uk/maths-games/hit-the-button">https://www.topmarks.co.uk/maths-games/hit-the-button</a>
Subtraction grids (HA)	<a href="https://www.topmarks.co.uk/maths-games/subtraction-grids">https://www.topmarks.co.uk/maths-games/subtraction-grids</a>
Caterpillar ordering	<a href="https://www.topmarks.co.uk/ordering-and-sequencing/caterpillar-ordering">https://www.topmarks.co.uk/ordering-and-sequencing/caterpillar-ordering</a>
Shape patterns	<a href="https://www.topmarks.co.uk/ordering-and-sequencing/shape-patterns">https://www.topmarks.co.uk/ordering-and-sequencing/shape-patterns</a>
Toy shop money	<a href="https://www.topmarks.co.uk/money/toy-shop-money">https://www.topmarks.co.uk/money/toy-shop-money</a>
Helicopter Rescue	<a href="https://www.topmarks.co.uk/learning-to-count/helicopter-rescue">https://www.topmarks.co.uk/learning-to-count/helicopter-rescue</a>

Look, Cover, Write, Check	<a href="http://www.ictgames.com/mobilePage/lcwc/index.html">http://www.ictgames.com/mobilePage/lcwc/index.html</a>
Sky writer	<a href="http://www.ictgames.com/mobilePage/skyWriter/index.html">http://www.ictgames.com/mobilePage/skyWriter/index.html</a>
Forest Phonics	<a href="https://www.ictgames.com/mobilePage/forestPhonics/index.html">https://www.ictgames.com/mobilePage/forestPhonics/index.html</a>