



Year 1
Home Learning


Here are some topics which you can work from at home. All work can be recorded in a way you choose. The theme for this week is **The Twits** (click [here](#) for an online version of the text or [here](#) for a video of the story being read aloud).



Each day we put a 'Word of the Day' on the grid below. See if you can:

- *Find the definition*
- *Use the word in a sentence*
- *Practise writing this word in your neatest handwriting.*
- *Can you think of any other words which have a similar meaning?*
- *Challenge – Can you draw a picture that represents the word*

Day	Word	English	Phonics	Maths	Science	Creative	Physical
Monday	wise	<p>Read Monday extract 1 'Mr Twit/ Dirty beards' (below). Can you draw Mr Twit? Label your drawing adding adjectives.</p> <p><i>*Challenge: Can you rewrite the description of Mr Twit and his beard?</i></p>	<p>Looking through some pages the story, can you find any words that have the 'igh', 'ie' 'i_e' sound in them?</p> <p><i>*Challenge: Can you think of any other words that have these sounds in them?</i></p>	<p>Mrs Twits Walking Stick Can you make a selection of walking sticks out of anything suitable? How could you make your walking stick taller and shorter?</p> <p><i>*Challenge: How many different ways can you measure your sticks, e.g. using your hands or a ruler?</i></p>	<p>Can you draw Mr Twit and label his body parts that you know?</p> <p><i>*Challenge: Can you discuss what each body part is for?</i></p>	<p>Make a Mr Twit beard mask/face. You could use, wool, shredded paper, or if you go outside collect long grass, leaves or hay/straw to use.</p> 	<p>This week's Physical activities are based around a series of challenges. Please complete them every day and see if you improve throughout the week.</p> <p>Challenge 1: Try to stand on one foot for as long as you can. You should not rest your</p>

Tuesday	bite	<p>Read Tuesday Extract 1 & 2 'The Frog' and 'The Glass Eye'</p> <p>In the extracts Mr and Mrs Twit play tricks on one another. Can you create your own mischievous trick? You can either write your trick out or discuss it with a family member. Who will play the trick? Why are you playing the trick? What will the trick involve? How will you set up the trick? How does the trick begin? How will the person being tricked react? How will the trick end?</p>	<p><i>Can you use the correct sound when spelling these words?</i></p>	<p>Prank Shop (Maths Resources below).</p> <p>Look at the selection of items in the prank shop. Can you work out the pairs of items you can buy which total your chosen coin? You can use either a 10p or 20p coin.</p> <p><i>*Challenge: You can buy any two items that equal less than 10p or 20p, how much change would you get from your chosen coin?</i></p>	<p>https://www.youtube.com/watch?v=AMs3waaW75g</p> <p>Watch the video of the life cycle of a frog. Can you now draw the life cycle of a frog? Now can you label the different stages?</p> <p><i>*Challenge: Can you create another life cycle of an animal of your choice?</i></p>	<p>Kindness. Mr and Mrs Twit are not very kind so we are going to talk about what we can do to be kind. Children to draw around hand (or hand sheet). On one side they can write what they are going to do to be kind. On the other side either draw a picture of either someone doing something kind or a pattern. Cut out hands.</p>	<p>non-standing leg on your foot or inside leg. Your heel should point towards your bottom.</p>  <p>MAKE IT EASIER: Touch the wall for some support.</p> <p>MAKE IT MORE OF A CHALLENGE: Raise the leg in different positions e.g. straight out in front, straight out to the side, knee raised up in front.</p>
---------	------	--	--	--	--	--	---

Wednesday

poking

**Read Wednesday
Extract 1 'Wormy
Spaghetti'**

Can you create an inventive meal for Mr Twit?

Think of a meal you like, how could you make this utterly revolting. Can you label your meal?

**Challenge: Can you write an ingredients list and a method to make your meal?*

Looking through some pages of the story, can you find any words that have the 'oa', 'ow' 'o_e' sound in them?

**Challenge: Can you think of any other words that have these sounds in them?*

Can you use the correct sound when spelling these words?

Mr Twits Birds Pie

Mr Twit wants to make bird pie for tea, he either uses 2, 5, or 10 birds in each pie.

You must work out how many birds he needs for the amount of pies he wants to make by counting in 2/5/10.

<https://explorify.wellcome.ac.uk/en/activities/zoom-in-zoom-out/bongers-bubbles>

Look at zoom in/out activity, what do you think it is?

**Challenge: Thinking about your meal you made this morning, what ingredients could you add to make it healthier? Can you now draw your Mr Twit your healthy meal?*

In the Twits, Mrs Twits put worms in the spaghetti.

>Go on a mini beast hunt. What do you find?

>Collect natural materials and arrange them to create mini beasts.

See Oak National Academy lesson.

Year 1

<https://www.thenationalacademy/year-1/foundation/to-make-insects-using-natural-materials-year-1-wk4-5>

Year 2

<https://www.thenationalacademy/year-2/foundation/to-make-insects-using-natural-materials-year-2-wk4-5>



Challenge 2: Bean bag balance (pour some rice into a sock and tie to create your own bean bag). Set out two markers roughly 3m apart. Balance the bean bag on your head and see how long it takes you to get from one marker to the other and back again.

Time it. Can you get faster?

MAKE IT EASIER: Use a softer object that balances better on your head or move the markers closer together. Allow the children to re-position the balancing object if needed

MAKE IT MORE OF A CHALLENGE: Touch the marker with either a foot or even more challenging, a hand. If the object falls off, they must go back to the start.

Thursday

tied

Read Thursday Extract 1 'Mrs Twit gets a stretching'

Can you draw the scene you have just read? Think about all of the detail and description.

**Challenge: Can you predict what will happen to Mrs Twit and draw a picture of what could happen?*

Mrs Twits Balloons (below).

Mrs Twit needs to buy two packets of balloons. The packets need to equal either 5 and above (sheet 1), 10 and above (sheet 2) or 20 and above (sheet 3) in order to allow her to float. Can you answer the questions on the sheet?

**Challenge: Can you put a tick next to the number sentences that will allow her to float?*

<https://explorify.wellcome.ac.uk/en/activities/whats-going-on/to-flee-or-not-to-flee>

You're going to watch a short video. The aim isn't to find right answers, it's to explore ideas and find out what they know. Do they know what might happen based on the image?


After you've watched the video, think about: How do the animals move?

what do you think the animals are doing?
why do animals (including humans) move differently?
what have you learned from watching this video?

Can you describe what they saw using only one word?

**Challenge: Can you sort the animals from the video into their animal groups; mammals, birds, reptiles, fish and amphibians?*

Create a new front cover for the story.




Move the markers further away from each other.

Challenge 3: Fill the basket. (Parents this is a good tidying up game).

Give the children 30 second to see how many things they can pick up and put in the basket e.g. Lego into the toy box. They are only allowed to pick up one thing at a time. How many pieces did they pick up? See if they can get quicker throughout the week and/or pick up more pieces.

MAKE IT EASIER: Make sure the objects are not spread out too much. Give them more time.

MAKE IT MORE OF A CHALLENGE: Think of different ways they can travel to collect the objects e.g. side steps,

Friday	swooping	<p>Read Friday Extract 1 'The Ravens swoop over'</p> <p>Can you create your own beastly bird? Where does it live? What does it look like, eg. colour of its feathers? What does it like to eat? Does it have any key features, eg a long neck or a strong beak? What is their behaviour like, eg, owls are wise and puffins are sociable?</p> <p><i>*Challenge: Can you research your own bird and create a fact file?</i></p>	<p>Which common exception words and tricky words can you find in the story? See English Resources Common Exception Words Tricky Words(below) for a list of words.</p> <p><i>*Challenge: Can you use them in sentences of your own?</i></p>	<p>With a partner fold a piece of paper in half, the line is a mirror. Can one of you create half of a shape? Now can your partner complete the shape to make it symmetrical?</p> <p><i>*Challenge: How many shapes can you draw that are not symmetrical?</i></p>	<p>Read facts (see below in Science Resources) about birds and discuss which category they need to be sorted into; appearance, habitat, diet & behaviour. Can you add any more facts?</p> <p><i>*Challenge: How many different types of birds can you name?</i></p>	<p>Make a 'Roly poly' bird. Using a paper plate/circle of card decorate with tissue paper pieces. Then add head and legs. Draw around both hands and cut out for the wings.</p> 	backwards running, skipping.
--------	----------	---	---	--	---	---	------------------------------

Phonics/SPaG resources

Year 1 Common Exception Words:

the, a, do, to, today, of, said, says, are, were, was, is, his, has, I, you

your, they, be, he, me, she, we, ask, go, so, no, by, my, here, there, where, friend, love, come, some, one, once, school, put, push, pull, full, house, our

Tricky Words

the, to, I, no, go, into, he, we, me, be, she, was, you, all, my, her, they, are, said, like, do, so, come, some, have, there, one, out, were, little, when, what, oh, Mr, Mrs, called, asked, could, looked, people, their

Monday Extract 1

'Mr Twit/Dirty Beards'

Mr Twit

Mr Twit was one of these very hairy-faced men. The whole of his face except for his forehead, his eyes and his nose was covered with thick hair. The stuff even sprouted in revolting tufts out of his nostrils and ear holes.

Mr Twit felt that this hairiness made him look terrifically wise and grand. But in truth he was neither of these things. Mr Twit was a twit. He was born a twit. And now at the age of sixty, he was a bigger twit than ever.

The hair on Mr Twit's face didn't grow smooth and matted as it does on most hair-faced men. It grew in spikes that stuck out straight like the bristles of a nailbrush.

And how often did Mr Twit wash this bristly nailbrush face of his?

The answer is NEVER, not even on Sundays.

He hadn't washed it for years.

Dirty Beards

Mr Twit didn't even bother to open his mouth wide when he ate. As a result (and because he never washed) there were always hundreds of bits of old breakfasts and lunches and suppers sticking to the hairs around his face.

Tuesday Extract 1 'The Frog'

To pay her back for the glass eye in his beer, Mr Twit decided he would put a frog in Mrs Twit's bed.

He caught a big one down by the pond and carried it back secretly in a box.

That night, when Mrs Twit was in the bathroom getting ready for bed, Mr Twit slipped the frog between the sheets. Then he got into his own bed and waited for the fun to begin.

Mrs Twit came back and climbed into her bed and put out the light. She lay there in the dark scratching her tummy. Her tummy was itching. Dirty old hags like her always have itchy tummies.

Then all at once she felt something cold and slimy crawling over her feet. She screamed.

'What's the matter with you?' Mr Twit said.

'Help!' screamed Mrs Twit, bouncing about. 'There's something in my bed!'

'I'll bet it's that Giant Skillywiggler I saw on the floor just now,' Mr Twit said.

'That what?' screamed Mrs Twit.

'I tried to kill it but it got away,' Mr Twit said. 'It's got teeth like screwdrivers!'

'Help!' screamed Mrs Twit. 'Save me! It's all over my feet!'

'It'll bite off your toes,' said Mr Twit.

Mrs Twit fainted.

Mr Twit got out of bed and fetched a jug of cold water. He poured the water over Mrs Twit's head to revive her. The frog crawled up from under the sheets to get near the water. It started jumping about on the pillow. Frogs love water. This one was having a good time.

When Mrs Twit came to, the frog had just jumped on to her face. This is not a nice thing to happen to anyone in bed at night. She screamed again.

'By golly it is a Giant Skillywiggler!' Mr Twit said. 'It'll bite off your nose.'

Mrs Twit leapt out of bed and flew downstairs and spent the night on the sofa. The frog went to sleep on her pillow.

Tuesday Extract 2 'The Glass Eye'

You can play a lot of tricks with a glass eye because you can take it out and pop it back in again any time you like. You can bet your life Mrs Twit knew all the tricks.

One morning she took out her glass eye and dropped it into Mr Twit's mug of beer when he wasn't looking.

Mr Twit sat there drinking the beer slowly. The froth made a white ring on the hairs around his mouth. He wiped the white froth on to his sleeve and wiped his sleeve on his trousers.

'You're plotting something,' Mrs Twit said, keeping her back turned so he wouldn't see that she had taken out her glass eye. 'Whenever you go all quiet like that I know very well you're plotting something.'

Mrs Twit was right. Mr Twit was plotting away like mad. He was trying to think up a really nasty trick he could play on his wife that day.

'You'd better be careful,' Mrs Twit said, 'because when I see you starting to plot, I watch you like a wombat.'

'Oh, do shut up, you old hag,' Mr Twit said. He went on drinking his beer, and his evil mind kept working away on the latest horrid trick he was going to play on the old woman.

Suddenly, as Mr Twit tipped the last drop of beer down his throat, he caught sight of Mrs Twit's awful glass eye staring up at him from the bottom of the mug. It made him jump.

'I told you I was watching you,' cackled Mrs Twit. 'I've got eyes everywhere so you'd better be careful.'

Wednesday Extract 1 'Wormy Spaghetti'

The next day, to pay Mr Twit back for the frog trick, Mrs Twit sneaked out into the garden and dug up some worms. She chose big long ones and put them in a tin and carried the tin back to the house under the apron.

At one o'clock, she cooked spaghetti for lunch and she mixed the worms in with the spaghetti, but only on her husband's plate. The worms didn't show because everything was covered with tomato sauce and sprinkled with cheese.

'Hey, my spaghetti's moving!' cried Mr Twit, poking around in it with his fork.

'It's a new kind,' Mrs Twit said, taking a mouthful from her own plate which of course had no worms. 'It's called Squiggly Spaghetti. It's delicious. Eat it up while it's nice and hot.'

Mr Twit started eating, twisting the long tomato-covered strings around his fork and shovelling them into his mouth. Soon there was tomato sauce all over his hairy chin.

'It's not as good as the ordinary kind,' he said, talking with his mouth full. 'It's too squishy.'

'I find it very tasty,' Mrs Twit said. She was watching him from the other end of the table. It gave her great pleasure to watch him eating worms.

'I find it rather bitter,' Mr Twit said. 'It's got a distinctly bitter flavour. Buy the other kind next time.'

Mrs Twit waited until Mr Twit had eaten the whole plateful. Then she said, 'You want know why your spaghetti was squishy?'

Mr Twit wiped the tomato sauce from his beard with a corner of the tablecloth. 'Why?' he said.

'And why it had a nasty bitter taste?'

'Why?' he said.

'Because it was worms!' cried Mrs Twit, clapping her hands and stamping her feet on the floor and rocking with horrible laughter.

Thursday Extract 1

'Mrs Twit Gets a Stretching'

Mr Twit led Mrs Twit outdoors where he had everything ready for the great stretching.

He had one hundred balloons and lots of string.

He had a gas cylinder for filling the balloons.

He had fixed an iron ring into the ground.

'Stand here,' he said, pointing to the iron ring. He then tied Mrs Twit's ankles to the iron ring.

When that was done, he began filling the balloons with gas. Each balloon was on a long string and when it was filled with gas it pulled on its string, trying to go up and up. Mr Twit tied the ends of the strings to the top half of Mrs Twit's body. Some he tied round her neck, some under arms, some to her wrists and some even to her hair.

Soon there were fifty coloured balloons floating in the air above Mrs Twit's head.

'Can you feel them stretching you?' asked Mr Twit.

'I can! I can!' cried Mrs Twit. 'They're stretching me like mad.'

He put on another ten balloons. The upward pull became very strong.

Mrs Twit was quite helpless now. With her feet tied to the ground and her arms pulled upwards by the balloons, she was unable to move.

Maths resources

Tuesday – Prank Shop Number Bonds

You have 10p to buy some items to prank Mr and Mrs Twit—what can you buy? Think about your number bonds to 10.

Glass Eye—5p



Walking Stick Extender—1p



A Bucket of Worms—2p



Frog—4p



Balloons—3p



Hugtight Glue—6p



Finger—8p



Fake Beard—9p



Bird—7p



You have 20p to buy some items to prank Mr and Mrs Twit—what can you buy? Think about your number bonds to 20.

Glass Eye—16p



Walking Stick Extender—10p



A Bucket of Worms—12p



Frog—4p



Balloons—13p



Hugtight Glue—8p



Finger—11p



Fake Beard—9p



Bird—7p



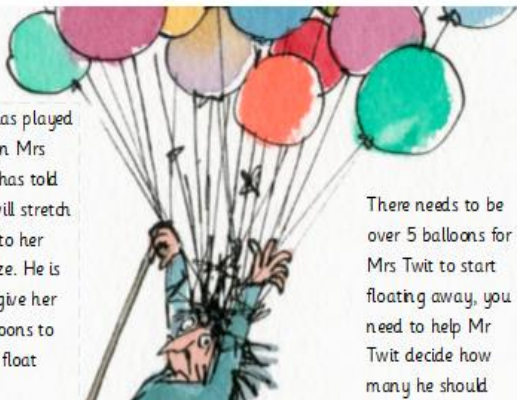
Wednesday – Bird Pie 2s, 5s and 10s

Mr Twit wants to make Mrs Twit some bird pie for her tea. He needs to use $2/5/10$ birds in each pie. You must work out how many birds he needs for the amount of pies he wants to make by counting in $2/5/10$.



- | | |
|------------|-------------|
| 1. 3 pies | 7. 6 pies |
| 2. 7 pies | 8. 8 pies |
| 3. 2 pies | 9. 11 pies |
| 4. 5 pies | 10. 9 pies |
| 5. 10 pies | 11. 1 pie |
| 6. 4 pies | 12. 12 pies |

Thursday – Mrs Twit’s Balloons Additions



Mr Twit has played a prank on Mrs Twit and has told her this will stretch her back to her normal size. He is going to give her more balloons to make her float away.


There needs to be over 5 balloons for Mrs Twit to start floating away, you need to help Mr Twit decide how many he should buy.

Balloons come in packs of different sizes—he only wants to buy two packets.

Find the answers to these number sentences:

$3 + 2 =$	$4 + 2 =$
$5 + 1 =$	$3 + 3 =$
$0 + 4 =$	$1 + 4 =$
$2 + 3 =$	$0 + 6 =$
$5 + 0 =$	$4 + 3 =$

Can you put ticks next to the number sentence if Mrs Twit will float?



Mr Twit has played a prank on Mrs Twit and has told her this will stretch her back to her normal size. He is going to give her more balloons to make her float away.

There needs to be over 10 balloons for Mrs Twit to start floating away, you need to help Mr Twit decide how many he should buy.

Balloons come in packs of different sizes—he only wants to buy two packets.

Find the answers to these number sentences:

$6 + 3 =$	$10 + 0 =$
$4 + 6 =$	$3 + 7 =$
$2 + 8 =$	$2 + 9 =$
$5 + 4 =$	$7 + 2 =$
$9 + 1 =$	$0 + 9 =$

Can you put ticks next to the number sentence if Mrs Twit will float?



Mr Twit has played a prank on Mrs Twit and has told her this will stretch her back to her normal size. He is going to give her more balloons to make her float away.

There needs to be over 20 balloons for Mrs Twit to start floating away, you need to help Mr Twit decide how many he should buy.

Balloons come in packs of different sizes—he only wants to buy two packets.

Find the answers to these number sentences:

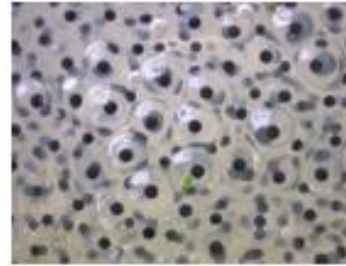
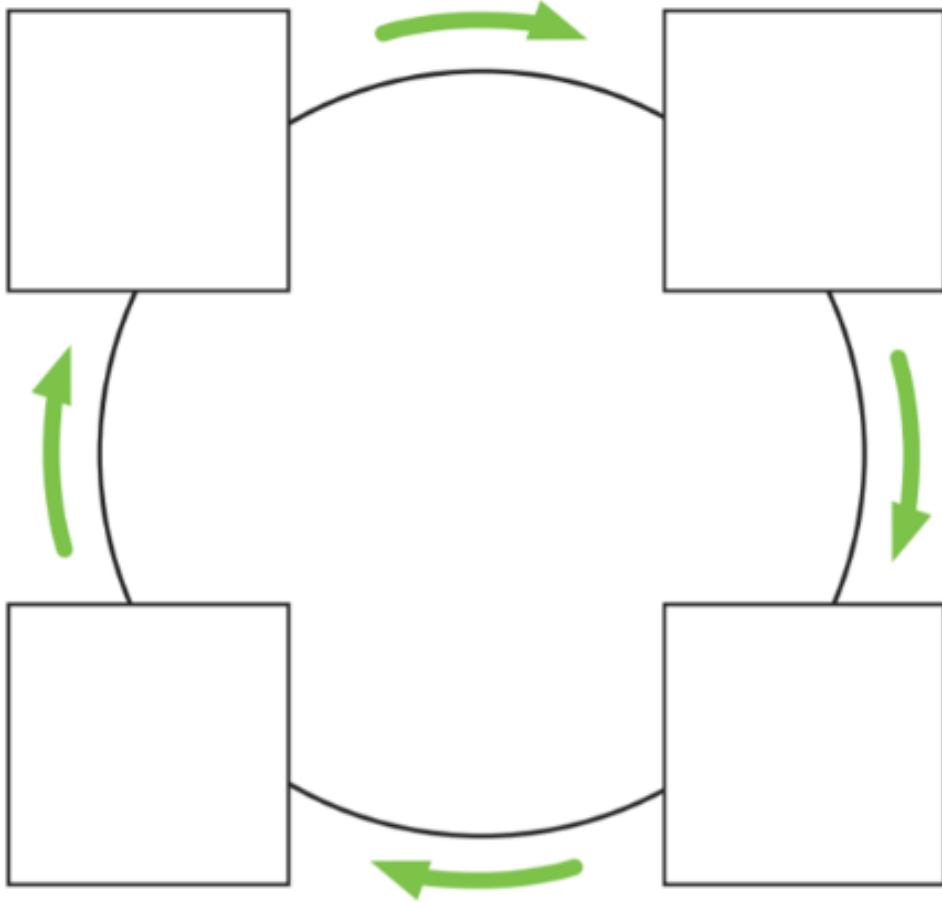
$6 + 15 =$	$10 + 11 =$
$14 + 6 =$	$3 + 17 =$
$2 + 18 =$	$12 + 9 =$
$15 + 4 =$	$17 + 2 =$
$9 + 10 =$	$0 + 19 =$

Can you put ticks next to the number sentence if Mrs Twit will float?

Science resources

Tuesday – Frog Lifecycle

LO: I can sequence the life cycle of a frog. 0



Wednesday – Explorify

LO: I can share make observations and share ideas.

You will be zooming in and out of the image above – starting very close and stepping back slowly.

1. Start by asking everyone:
 - What do they think the image is and why?
 - What does the image remind them of and why?
2. Every time you zoom out, ask the class:
 - Can they describe the colours, shapes and textures?
 - What do they think the image is now – have they changed their minds?


Thursday – Animal Groups

LO: I can sort animals into their animal groups

1. You’re going to watch a short video. The aim isn't to find right answers, it's to explore
 - Do you know what might happen based on the image?
2. Can you discuss the video with your group?
 - How do the animals move?
 - What do you think the animals are doing?
 - Why do animals (including humans) move differently?
 - What have you learned from watching this video?
3. Can you describe what you have seen using word.

Mammal	Fish	Bird
Reptile	Amphibian	

LO: I can sort animals into their animal groups. 0



ideas.

only one

Friday – Facts about birds and table

LO: I can sort facts about birds into categories

- There are around 10000 different species of birds worldwide and they come in a variety of sizes, shapes and colours.
- The Ostrich is the largest bird in the world.
- Ostriches lay the largest eggs and has the fastest running speed of a maximum 97kph.
- Unlike humans, birds have hollow bones which help them fly as they are extremely light.
- Some bird species are intelligent enough to create and use tools.
- The chicken is the most common species of bird found in the world.
- Hummingbirds can fly backwards.
- The Bee Hummingbird is the smallest living bird in the world with a length of just 5cm.
- Around 20% of bird species migrate long distances every year.
- Scientist believe that birds evolved from theropod dinosaurs.
- Birds will bathe water or even go out when it is raining to clean their feathers. For birds that live in areas with little water, they will clean their feathers by giving themselves a dust bath.
- The food that birds eat can be very different, depending on where they live and what kind of food is around the area.
- Homing pigeons are bred to find their way home from long distances away and have been used for thousands of years to carry messages.
- One of the biggest ways that birds are able to protect themselves from predators is by flying.
- Birds also protect themselves by living in family groups, called flocks, where they are able to watch out for each other and have more eyes to see predators.
- All birds have feathers and wings.
- They are warm-blooded which means that their body stays the same temperature.
- Most birds like to eat fruit, plants, seeds, insects, and other small animals. Birds don't have any teeth, so their bodies are used to digesting their food whole.
- They are usually able to get their prey by pecking it off the ground or a tree, but they also hunt by swooping down from a branch or the air and suddenly attacking.

Habitat

Appearance

Birds

Behaviour

Diet

Additional Websites

Hit the Button	https://www.topmarks.co.uk/maths-games/hit-the-button
Subtraction grids (HA)	https://www.topmarks.co.uk/maths-games/subtraction-grids
Caterpillar ordering	https://www.topmarks.co.uk/ordering-and-sequencing/caterpillar-ordering
Shape patterns	https://www.topmarks.co.uk/ordering-and-sequencing/shape-patterns
Toy shop money	https://www.topmarks.co.uk/money/toy-shop-money
Helicopter Rescue	https://www.topmarks.co.uk/learning-to-count/helicopter-rescue

Look, Cover, Write, Check	http://www.ictgames.com/mobilePage/lcwc/index.html
Sky writer	http://www.ictgames.com/mobilePage/skyWriter/index.html
Forest Phonics	https://www.ictgames.com/mobilePage/forestPhonics/index.html