
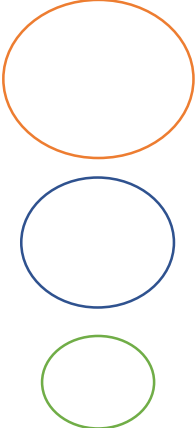







Here are some topics which you can work from at home. All work can be recorded in a way that you choose.

English	Maths	Physical	Science	Creative
<p><u>Capital letters and full stops</u> Follow this link: https://www.bbc.co.uk/bitesize/articles/zkgvvk7 and try some of the activities on the page after watching the video and listening to the song. You can then write a diary entry about an exciting day at a funfair. Include the date and time and start your entry with "Dear Diary,".</p> 	<p><u>Addition and subtraction</u> Write numbers 0-10 on little pieces of paper. Turn them over. Choose two pieces of paper and add the numbers together. Can you subtract them? Don't forget the biggest number must come first. How many different number sentences can you make?</p>	<p>Use chalk or pen and paper to draw different size circles. Collect pebbles or similar items and try to throw them inside the circles from different distances. Count how many pebbles you got in the circles.</p> 	<p>Watch this video about the human body: https://www.bbc.co.uk/bitesize/topics/z9yycdm/articles/zqghbr82 Now, can you draw a picture of a clown and label the different body parts that you have learnt about?</p> 	<p>Make or draw a fair ground ride for your teddies. Think about the colours that you might want to use to make it bright and appealing. Think about the different shapes you could use to create your fairground rides. Can you invent a new ride? What would you call it?</p>
<p><u>Handwriting</u> Watch this video that explains how to write your long ladder letters: https://www.bbc.co.uk/bitesize/articles/z62gcqt Next, create a poster inviting all of your friends to the summer fair. Write a list of all the attractions. Make sure you concentrate on your handwriting, especially your long ladder letters.</p>	<p><u>Number up to 125</u> Count how many pebbles/objects you get in the circles, but count them in 2s, 5s or 10s instead of 1s.</p> 	<p>Collect empty plastic bottles (or anything suitable) for the bowling alley and set them up. Use a soft object, like a ball, to knock as many down as you can.</p>  <p>Can you think of ways to make this game easier or harder?</p>	<p>Learn this song about 'Merry Go Rounds': https://www.youtube.com/watch?v=Z8A-1EwEuSQ Find out some information about a 'Merry Go Round'. What material is it made of? Can you describe its properties e.g. hard, soft, rigid?</p>	<p>Using different materials, decorate your funfair poster.</p> 



Questions

Write questions that you can ask your family about fairgrounds.

Some examples:

- 'What is your favourite fairground ride and why?'
- 'How old were you when you first went to the fair?'
- 'In which month do we usually see the fair?'


Don't forget that a question **always** ends with a question mark:



Number bond

Draw ducks with number bonds to 10 or 20 inside them ready for the 'Hook a Duck' stall.

Pick a duck and read out the number sentence. Does it equal 10 or 20?



Have a go at completing your obstacle course. (See creative section.) Who can do it the quickest?

How many different ways can you think of to time who is the quickest? E.g. a stopwatch, counting.



Listen to this song that helps you learn the months of the year:

https://www.youtube.com/watch?v=5enDRrWyXaw&list=PLqv4y60m_3_BsDssdzvrCueiho5Tc-1j8

Can you remember which months are in which season?

Which season does the May Fair happen in? Can you describe that season?



Using cardboard boxes or anything else that is safe to use, make your obstacle course.

Would everyone in your household be able to complete the obstacle course?

Is there any way you can make it easier or harder?

Phonics

Have a go at playing 'Picnic on Pluto' – in this game you have to sort the real words from the alien words, like the treasure and trash game that we have in school. You can play it on any phase, so make sure you are not finding it too easy or too hard.

Shape and Measure

Play the Toy Shop Money Game on Top Marks: <https://www.topmarks.co.uk/money/toy-shop-money> Start with 1 coin and the lower value coins, and see which other coins you can try to challenge yourself.

Try the bowling activity and the circles activity with your eyes closed/using a blindfold. Does this make the activities harder?

Do you notice if anything happens to your other senses when you cannot see?

Use the resources you have collected throughout the week (boxes, bottles, pebbles) and identify the materials they are made of. Are they natural or man-made?

Have a look at this website: <https://www.firstpalette.com/craft/clown-hat.html>

Here you will find step by step instructions on how to make and decorate a colourful hat for a funfair clown.

Have a go at making your own and be as creative as you like!

PICNIC on PLUTO



Ohh and Ahh are brothers. They both love to eat but they like to eat different things. Both have to eat snacks with real words on them. Ohh loves to eat snacks with fake words on them. Can you drag each snack to the right brother?

Next!

A version of 'Buried Treasure'. Blend to read the words on the snacks. Are they real or fake? Great for: Practising blending

Toy Shop Money Game



One Coin Mixed Coins

Use a mixture of coins

Exact Money	Get Change
10p to 20p	10p to 20p
10p to £1.00	10p to £1.00
£1 to £5.00	£1 to £5.00
£5 to £10.00	£5 to £10.00

Choose:    



natural



man-made



Please continue to support your child's learning by reading daily and using the phonics folders, as well as practising their spelling words and putting them into sentences on the back of the sheet.